

Description  
Erläuterungen

**1**

## Description

Erläuterungen



Application right  
Anwendung rechts



Application left  
Anwendung links



Application for drawers  
Anwendung lad



Application for flaps  
Anwendung kopflad



right and left adjustable  
rechts und links einstellbar




Steel  
Stahl



Rotation 180°  
Drehrichtung 180°



Rotation 90°  
Drehrichtung 90°



Cylinder-system dual purpose to Prestige 2 and Prestige 4  
Verwendbar im Zylindersystem Prestige 2 und Prestige 4



black = closed  
schwarz = geschlossen



white = open  
weiß = geöffnet



tool-less assembly  
werkzeuglose Montage



Removal position  
Entnahmeposition



Key retention  
Schlüsselabzugssperre



Fixing material  
3,5x15 Befestigungsmaterial

VE / BQ = Box quantity /  
Verpackungseinheit

MM /  
MMQ = Minimum order quantity/  
Mindestbestellmenge



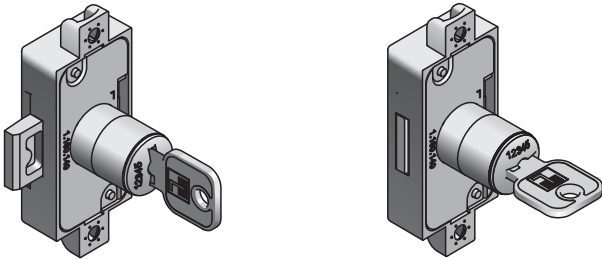
LGA-tested

## Description

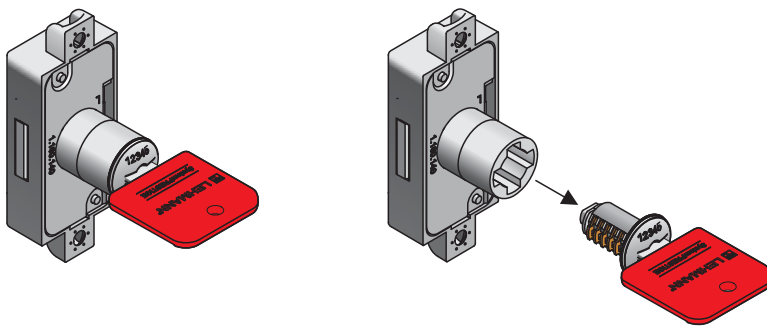
Erläuterungen

closed / geschlossen

open / geöffnet



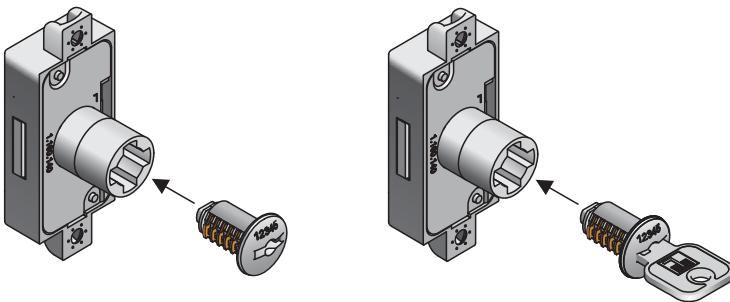
Removal / Demontage



To be dismantled in opened position with removal key.

Demontage in geöffneter Position mit Demontageschlüssel.

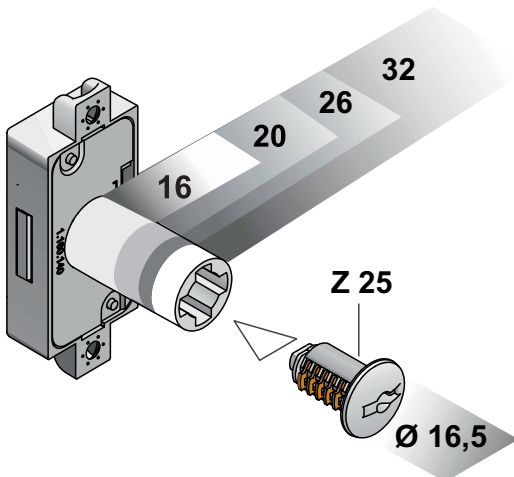
Assembly / Montage



Rapid assembly with or without key.

Montage mit oder ohne Zylinderschlüssel.

Cylinder lengths / Zylinderlänge



Basis Ø 16,5 mm

Cylinder lengths : 16 / 20 / 26 / 32 mm  
Zylinderlänge: 16 / 20 / 26 / 32 mm

## Description

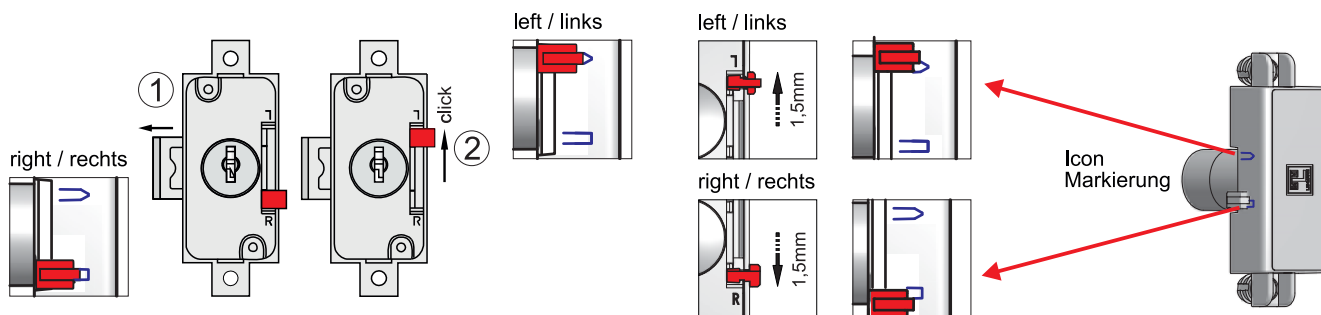
Erläuterungen

To adjust right – left / key retention

Einstellen rechts – links / Schlüsselabzugssperre

To adjust 550 / 750 right / left  
Einstellen 550 / 750 rechts / links

To adjust key retention 550 / 750  
Einstellen Schlüsselabzugssperre 550 / 750

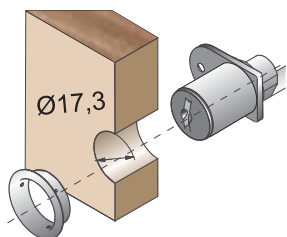
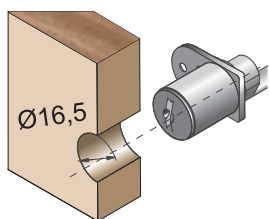


Drilling template with or without rosette / Bohrbild Schloss mit und ohne Rosette

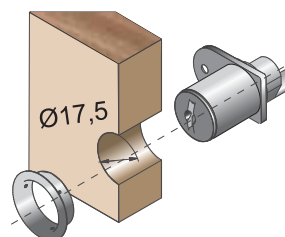
Lock **without rosette** / Drilling  $\varnothing$  16,5 mm /  
Schloss **ohne Rosette** / Bohrung  $\varnothing$  16,5 mm

Lock **with rosette** / Drilling  $\varnothing$  17,3 mm /  
Schloss **mit Rosette** / Bohrung  $\varnothing$  17,3 mm

Lock **with rosette** / Drilling  $\varnothing$  17,5 mm  
Schloss **mit Rosette** / Bohrung  $\varnothing$  17,5 mm

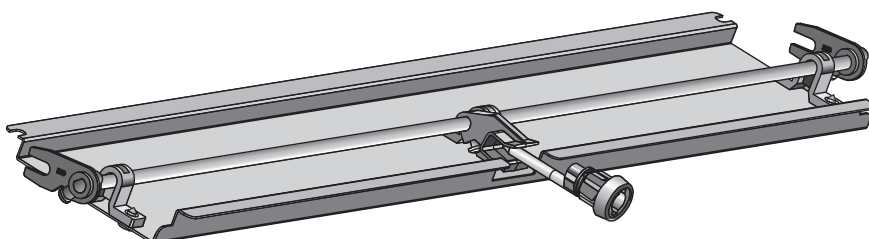


Rosette holds to cylinder  
and drilling  
Rosette klemmt auf dem Zylinder  
und in der Bohrung



Rosette holds to cylinder.  
Rosette klemmt auf dem Zylinder.

module assembly / Baugruppenmontage



Care advice / Pflegehinweis

### Care advice:

**LEHMANN** locks and fittings are manufactured to DIN EN 16014.

Operating cycles and service life of cylinder lock systems for office furniture meet the requirements specified in DIN. All mechanical components – cylinder and key in particular – are subject to mechanical wear from daily use. To prolong their service life and maintain optimum action, we recommend treating them with Interflon Fin Super after every 5000 locking cycles or once a year with a Teflon-based synthetic lubricant, eg. Interflon Fin Super.

### Pflegehinweis:

**LEHMANN** Schlösser und Beschläge werden nach DIN EN 16014 gefertigt.

Bedienungszyklen und Lebensdauer der Zylinder-Büromöbelschloss-Systeme entsprechen den Anforderungen der DIN. Alle mechanischen Bauteile, speziell Zylinder und Schlüssel, unterliegen im täglichen Gebrauch einem mechanischen Verschleiß. Zur Optimierung der Lebensdauer und Erhaltung der optimalen Laufeigenschaften empfehlen wir alle 5000 Schließzyklen oder einmal jährlich die Pflege mit einem synthetischen Trockenschmiermittel mit Teflon®, z. B. Interflon Fin Super.

## Innovative finishes

Innovative Oberflächen



**nickel plated  
vernickelt**

Standard  
Standard

Electro-plated finish nickel  
Galvanisch vernickelte Oberfläche



**black diamond  
diamant schwarz**

On request  
Auf Anfrage

Electro-plated finish nickel black  
Galvanisch schwarz vernickelte Oberfläche



**nickel plated matt  
matt vernickelt**

On request  
Auf Anfrage

Electro-plated finish, for turn handles standard  
Galvanische Oberfläche, Standard bei Drehknöpfen

Variation, finishes on request / Varianten, Oberflächen auf Anfrage

No updating service is provided for this catalogue. For the latest details on our products, please go to [www.lehmann-locks.com](http://www.lehmann-locks.com) where you will find the information you require.

Dieser Katalog unterliegt keinem Änderungsdienst. Aktuelle Informationen über unsere Produkte finden Sie im Internet unter: [www.lehmann-locks.com](http://www.lehmann-locks.com) Bei Bedarf informieren Sie sich dort.



**Number Index**
**Order-No.  
Bestell-Nr.**
**BQ  
VE**

Suchregister

Order-No. Bestell-Nr.	Page Seite	Order-No. Bestell-Nr.	Page Seite	Order-No. Bestell-Nr.	Page Seite	Order-No. Bestell-Nr.	Page Seite
040014132	13.5	248550023	2.3	443130280	11.3	464105041	9.14
040083060	13.7	248550026	2.3	443130280	11.5	464105050	11.15
040154130	13.7	401904000	11.3	443247321	6.5	464105070	9.15
132824215	6.9	401904000	11.5	443247322	6.5	464105071	9.15
141466365	5.11	404107223	9.14	443301000	3.9	464105072	9.15
143044145	11.11	404107405	8.11	443710230	12.5	464105200	9.15
143044215	11.11	404209730	11.15	443710240	12.5	464105220	9.15
143092015	11.15	404246840	9.3	443711260	12.5	464155000	3.9
143092065	11.15	404246850	9.3	443711520	12.5	464155000	8.3
143144155	11.13	404747374	9.5	443713290	12.5	464155000	8.5
143144235	11.13	404747384	9.5	443713350	12.5	464155000	11.7
143192015	11.17	405104003	7.5	443714600	13.3	464155000	11.9
143192065	11.17	405108002	7.5	443714720	8.3	464195080	9.15
143204165	6.3	405809005	8.13	443714770	13.3	464251000	12.3
143204365	6.3	412918000	5.11	444150000	8.5	464253000	12.3
143214165	6.3	434106005	8.5	444150000	11.9	464405130	10.11
143214365	6.3	434106005	11.9	444161000	8.7	464405140	10.11
143224165	6.5	434106006	8.5	444161000	8.9	465515500	10.3
143224365	6.5	434106006	11.9	444165000	8.7	465515510	10.3
143262005	6.7	439520001	9.7	444515110	12.4	465515520	10.3
144152005	11.7	439520001	9.9	444516110	12.4	465515520	10.9
145122005	11.7	439520001	10.5	444810030	8.11	465515550	10.9
145142005	7.3	439520001	10.7	445940001	8.13	465535500	10.9
145807250	3.7	440060010	12.4	447510200	12.2	465940002	8.13
145902005	8.13	440500000	5.11	448270007	13.3	469520002	9.7
184010005	5.5	441650400	12.2	461902000	11.3	469520002	9.9
184110005	5.5	441807100	12.4	461902000	11.5	469520002	10.5
184410005	5.5	442211430	3.13	462800300	9.11	469520002	10.7
184710005	5.5	442211430	3.15	462800320	9.11	481328000	5.11
185100005	3.7	442920000	10.7	463910000	12.3	481340000	5.11
185910005	5.5	442920370	3.15	464105030	9.14	481622241	5.11
241825010	2.4	442920370	3.17	464105031	9.14	492803501	9.11
241825021	2.4	443011100	12.4	464105039	9.14	500000500	5.5
248550014	2.3	443014101	7.3	464105040	9.14	500000500	5.7

## Number Index

Suchregister

Order-No. Bestell-Nr.	Page Seite	Order-No. Bestell-Nr.	Page Seite	Order-No. Bestell-Nr.	Page Seite	Order-No. Bestell-Nr.	Page Seite
540600430	3.15	547500580	4.4	1431541210	11.5	1466042400	3.5
540600430	10.5	547500585	6.5	1431641210	11.5	1475742150	4.3
540600431	10.7	547500585	12.3	1432021201	6.7	1475748001	10.11
540600432	3.17	549081001	5.9	1432121201	6.7	1475942150	4.3
540800430	3.13	561176001	12.2	1432221201	6.7	1633742221	3.3
540800430	3.15	562920411	10.5	1437042000	3.11	1643042001	9.9
540800432	3.17	563843100	12.3	1437544021	3.11	1643042011	10.7
541000430	3.13	584021900	5.7	1437544021	8.3	4383118201	9.7
541000430	3.15	584040000	5.9	1439742001	3.3	4383118211	9.7
541000432	3.17	584121900	5.7	1441542001	8.3	4383118251	9.9
541000591	10.11	584140000	5.9	1441542001	8.5	4383118861	10.5
541000599	4.5	584421900	5.7	1441542001	11.9	4383118861	10.7
541000870	10.3	584440000	5.9	1441542011	3.9	24250110001	2.6
541000870	10.9	584721900	5.7	1441641151	8.9	24250110002	2.6
541085001	6.7	584740000	5.9	1441641221	8.9	24250110003	2.7
541085001	12.2	585107321	3.7	1441642151	8.7	24250110004	2.7
541200599	4.5	585140000	3.7	1441642221	8.7	24250110005	2.8
542920410	3.13	585921900	5.7	1442142031	9.3	24250110006	2.8
542920410	3.15	585941000	5.9	1442142031	11.17	24250110014	2.10
542920410	3.17	640171000	2.3	1442742011	10.3	24250110017	2.9
543200120	3.17	640171310	2.3	1442742011	10.9	24250110018	2.10
543200120	6.5	640171330	2.3	1442842031	9.11	24250110019	2.9
543200120	12.3	645289958	2.11	1442942091	9.7	64500190000	2.11
545900001	8.13	649289992	2.11	1443724001	3.3	64500190025	2.11
547400652	4.4	649299992	2.3	1446442001	8.11	3657120001001	13.3
547401613	4.4	1420422001	3.13	1447142031	9.5	3657120002001	13.3
547401623	4.4	1429742001	3.15	1447142031	9.13	3657130001001	13.3
547490710	4.5	1429742003	10.5	1448840020	8.11	3657130002001	13.3
547491611	4.5	1429742031	3.17	1451542001	7.3		

**DIAL LOCK Mod. 57**

**Your code is the key  
Ihr Code ist der Schlüssel**





Cylinder + Keys  
Zylinder + Schlüssel

**2**

## Z 25 Ø 16,5

Cylinder + Keys  
Zylinder + Schlüssel

General Master Key/  
Gruppenhauptschlüssel

Operates combinations  
of group HSA and HSB /  
Betätigt die Schließungen  
der Gruppen HSA und HSB

Master Key/  
Hauptschlüssel

Operates combinations  
of group A or B /  
Betätigt die Schließungen  
der Gruppen HSA oder HSB

Key/  
Schließungsschlüssel

Double profile key /  
Wendeschlüssel

Key/  
Schließungsschlüssel

Double profile key with  
bar channel profile/  
Wendeschlüssel mit  
Flachbahnprofil

Removal Key  
Demontageschlüssel /

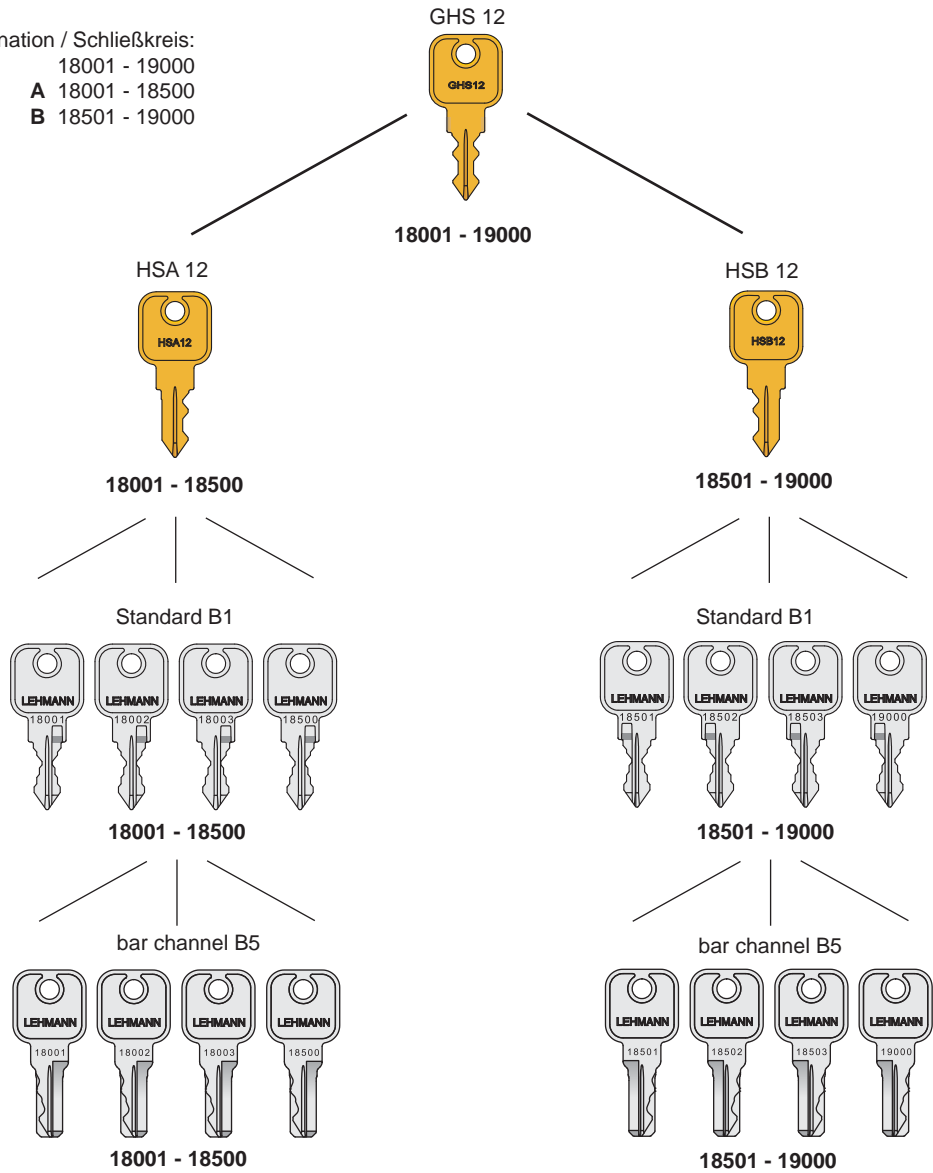
To be dismantled in opened  
position.  
Demontagefunktion bei  
geöffnetem Schloss.

Combination / Schließkreis:

18001 - 19000

**A** 18001 - 18500

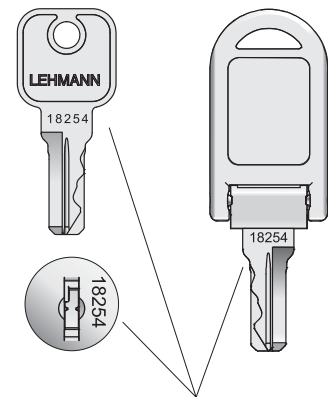
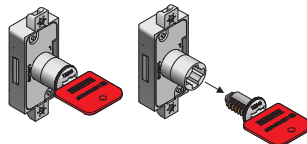
**B** 18501 - 19000



MAB 00



18001 - 19000



Keys and cylinder cores are numbered /  
Schlüssel und Zylinder sind nummeriert

## Z 25 Ø 16,5

Cylinder + Keys  
Zylinder + Schlüssel



GHS 12  
General Master Key  
Gruppenhauptschlüssel



Order-No. Bestell-Nr.		BQ VE	MMQ MM
--------------------------	--	----------	-----------

640171000	18001-19000	1	
-----------	-------------	---	--



HSA 12 HSB 12  
Master Key  
Hauptschlüssel



640171310 A	18001-18500	1	
-------------	-------------	---	--

640171330 B	18501-19000	1	
-------------	-------------	---	--



MAB 00  
Removal Key  
Demontageschlüssel



649299992	18001-19000	100	
-----------	-------------	-----	--



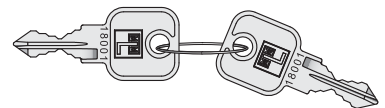
B1.2 + B1.2

**Cylinder with key set**  
Cylinder core including  
cylinder keys, keyed on a ring

**Zylinder mit Schlüsselsatz**  
Zylinderkern und  
Zylinderschlüssel mit  
Zylinderschlüssel angeringt



Z25



B1.2

B1.2

nickel plated / vernickelt

248550026	18001	keyed alike in a box gleichschließend im Karton	300	3000
-----------	-------	--	-----	------

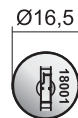
248550023	18001-18020	keyed to differ in a box gemischt im Karton	300	1200
-----------	-------------	--	-----	------



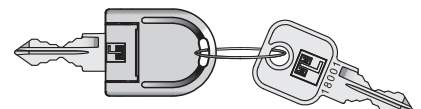
B1.10 + B1.2

**Cylinder with key set**  
Cylinder core including  
cylinder flexy key with standard  
key, keyed on a ring

**Zylinder mit Schlüsselsatz**  
Zylinderkern und  
Zylinderkippschlüssel mit  
Standardschlüssel angeringt



Z25



B1.10

B1.2

nickel plated / vernickelt

248550014	18001-18020	keyed to differ in a box gemischt im Karton	300	1200
-----------	-------------	--	-----	------

Variation, finishes on request / Varianten, Oberflächen auf Anfrage

## Z 25 Ø 16,5

Cylinder + Keys  
Zylinder + Schlüssel



B1+B1

Cylinder with key set

Cylinder core including  
standard keys, keyed on a  
ring

Zylinder mit Schlüsselsatz

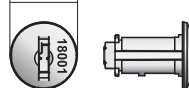
Zylinderkern und  
Standardschlüssel mit  
Standardschlüssel angeringt

Order-No.  
Bestell-Nr.

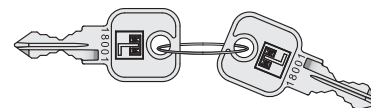
BQ  
VE

MMQ  
MM

Ø16,5



Z25



B1

nickel plated / vernickelt

Order-No. Bestell-Nr.	Combination Range	Description	BQ VE	MMQ MM
241825010	18001-18020	25 pieces per each combination keyed alike in a box	25	500
241825011	18001-18030		25	750
241825012	18001-18040	25 St. je Schließung gleichschließend im Karton	25	1000
241825013	18001-18050		25	1250
248550015	18001-18020	je 15 x 18001-18020 keyed to differ in a box je 15 x 18001-18020 gemischt im Karton	300	300
248550018	18001-18050	je 6 x 18001-18050 keyed to differ in a box je 6 x 18001-18050 gemischt im Karton	300	300
241825025	18001-18500	25 pieces per each combination keyed alike/ 25 St. gleichschließend je Schließung	25	25
248550024	18001-18500	1x 18001-18250 + 1x 18251-18500; 2 boxes à 250 pieces 1x 18001-18250 + 1x 18251-18500; 2 Karton à 250 St.	500	500
241825005	18001-18100	1x 18001-18100	per 100 pieces in a box zu 100 St. im Karton	100
241825006	18101-18200	1x 18101-18200		100
241825007	18201-18300	1x 18201-18300		100
241825008	18301-18400	1x 18301-18400		100
241825009	18401-18500	1x 18401-18500		100
241825003	18001-18500	1 piece per each combination packed in a poly bag as per plan in a box je 1 St. pro Schließung im Beutel nach Schließplan im Karton	1	10
241825004	18501-19000		1	10



B5+B5

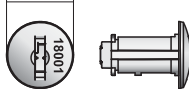
Cylinder with key set

Cylinder core including  
bar channel keys, keyed on a  
ring

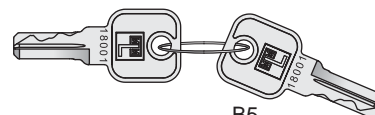
Zylinder mit Schlüsselsatz

Zylinderkern und  
Flachbahnschlüssel mit  
Flachbahnschlüssel angeringt

Ø16,5



Z25



B5

vernickelt / nickel plated

Order-No. Bestell-Nr.	Combination Range	Description	BQ VE	MMQ MM
241825021	18001-18020	25 pieces per each combination keyed alike in a box	25	500
241825022	18001-18030		25	750
241825023	18001-18040	25 St. je Schließung gleichschließend im Karton	25	1000
241825024	18001-18050		25	1250
248550019	18001-18020	je 15 x 18001-18020 keyed to differ in a box je 15 x 18001-18020 gemischt im Karton	300	300
248550022	18001-18050	je 6 x 18001-18050 keyed to differ in a box je 6 x 18001-18050 gemischt im Karton	300	300
241825026	18001-18500	25 pieces per each combination keyed alike/ 25 St. gleichschließend je Schließung	25	25
248550025	18001-18500	1x 18001-18250 + 1x 18251-18500; 2 boxes à 250 pieces 1x 18001-18250 + 1x 18251-18500; 2 Karton à 250 St.	500	500
241825016	18001-18100	1x 18001-18100	per 100 pieces in a box zu 100 St. im Karton	100
241825017	18101-18200	1x 18101-18200		100
241825018	18201-18300	1x 18201-18300		100
241825019	18301-18400	1x 18301-18400		100
241825020	18401-18500	1x 18401-18500		100
241825014	18001-18500	1 piece per each combination packed in a poly bag as per plan in a box je 1 St. pro Schließung im Beutel nach Schließplan im Karton	1	10
241825015	18501-19000		1	10

Variation, finishes on request / Varianten, Oberflächen auf Anfrage

## Flexy Key

### ... the perfect concept!

#### Outstanding function.

A quick click and the key of the **Flexy Key** disappears inside the flat key cover. Ideal on every key ring.

**Flexy Key**, pleasant to hold and functional in the furniture.

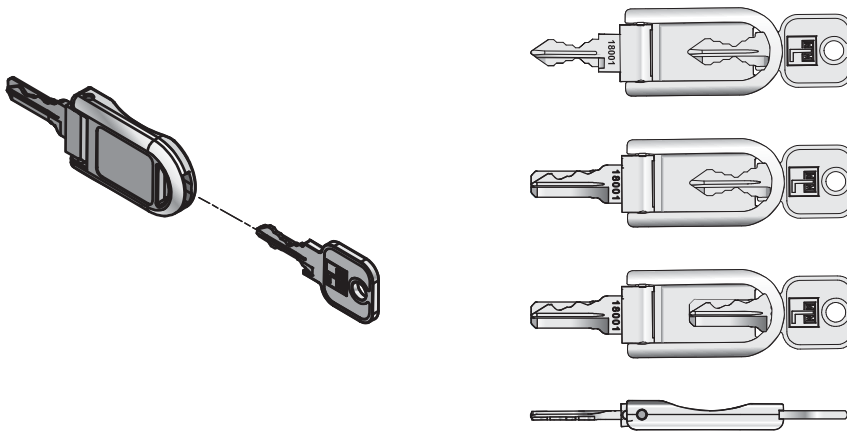
#### Funktion die überzeugt.

Eine kurzer Klick und der Schlüssel des **Flexy Keys** versteckt sich im flachen Griff. Einfach gut am Schlüsselbund.

**Flexy Key**, griffreundlich und funktional am Möbel.



#### Spare key inserted in flexy key / Zweitschlüssel in Kippschlüssel eingesteckt



#### As variable as the name.

The Opaline collection in timelessly elegant design leaves nothing to be desired. In combination with opalescent surface and pleasantly soft logopads, the possibilities for design are endless without affecting furniture design.

#### So variabel wie der Name.

Die Opaline Collection im zeitlos eleganten Design lässt keine Wünsche offen. In Kombination mit der opalen Oberfläche und den angenehm weichen Logopads ist die Gestaltungsvielfalt grenzenlos ohne das Möbeldesign zu beeinträchtigen.



Pressed logo on request.  
Gegessene Logos auf Anfrage möglich.

Pads are UV resistant and weather proof.  
Die Pads sind UV und witterungsbeständig.

Variation, finishes on request / Varianten, Oberflächen auf Anfrage

## Z 25 Ø 16,5

Cylinder + keys  
Zylinder + Schlüssel



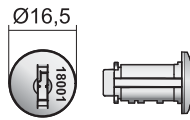
C1.00 + B1

Cylinder with key set

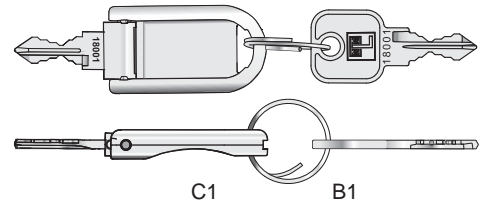
Cylinder core including  
standard flexy key with  
standard key, keyed on a ring

Zylinder mit Schlüsselsatz

Zylinderkern und  
Standardkippschlüssel mit  
Standardschlüssel angeringt



Z25



C1

B1

nickel plated / vernickelt

Order-No. Bestell-Nr.			BQ VE	MMQ MM
24250110001	18001-18020	25 pieces per each combination keyed alike in a box	25	500
24250120001	18001-18030		25	750
24250130001	18001-18040	25 St. je Schließung gleichschließend im Karton	25	1000
24250140001	18001-18050		25	1250
24250150001	18001-18020	je 15 x 18001-18020 keyed to differ in a box je 15 x 18001-18020 gemischt im Karton	300	300
24250180001	18001-18050	je 6 x 18001-18050 keyed to differ in a box je 6 x 18001-18050 gemischt im Karton	300	300
24250030001	18001-18500	25 pieces per each combination keyed alike/ 25 St. gleichschließend je Schließung	25	25
24250230001	18001-18500	1x 18001-18250 + 1x 18251-18500; 2 boxes à 250 pieces 1x 18001-18250 + 1x 18251-18500; 2 Karton à 250 St.	500	500
24250060001	18001-18100	1x 18001-18100	100	100
24250070001	18101-18200	1x 18101-18200	100	100
24250080001	18201-18300	1x 18201-18300	100	100
24250090001	18301-18400	1x 18301-18400	100	100
24250100001	18401-18500	1x 18401-18500	100	100
24250040001	18001-18500	1 piece per each combination packed in a poly bag as per plan in a box je 1 St. pro Schließung im Beutel nach Schließplan im Karton	1	10
24250050001	18501-19000		1	10



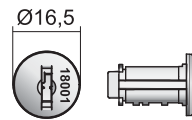
C1.50 + B1

Cylinder with key set

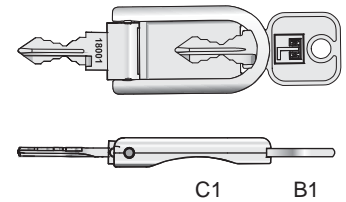
Cylinder core including  
standard key inserted in  
flexy key

Zylinder mit Schlüsselsatz

Zylinderkern und  
Standardkippschlüssel mit  
Standardschlüssel gesteckt



Z25



C1

B1

vernickelt / nickel plated

Order-No. Bestell-Nr.			BQ VE	MMQ MM
24250110002	18001-18020	25 pieces per each combination keyed alike in a box	25	500
24250120002	18001-18030		25	750
24250130002	18001-18040	25 St. je Schließung gleichschließend im Karton	25	1000
24250140002	18001-18050		25	1250
24250150002	18001-18020	je 15 x 18001-18020 keyed to differ in a box je 15 x 18001-18020 gemischt im Karton	300	300
24250180002	18001-18050	je 6 x 18001-18050 keyed to differ in a box je 6 x 18001-18050 gemischt im Karton	300	300
24250030002	18001-18500	25 pieces per each combination keyed alike 25 St. gleichschließend je Schließung/	25	25
24250230002	18001-18500	1x 18001-18250 + 1x 18251-18500; 2 boxes à 250 pieces 1x 18001-18250 + 1x 18251-18500; 2 Karton à 250 St.	500	500
24250060002	18001-18100	1x 18001-18100	100	100
24250070002	18101-18200	1x 18101-18200	100	100
24250080002	18201-18300	1x 18201-18300	100	100
24250090002	18301-18400	1x 18301-18400	100	100
24250100002	18401-18500	1x 18401-18500	100	100
24250040002	18001-18500	1 piece per each combination packed in a poly bag as per plan in a box je 1 St. pro Schließung im Beutel nach Schließplan im Karton	1	10
24250050002	18501-19000		1	10

Variation, finishes on request. / Varianten, Oberflächen auf Anfrage.

## Z 25 Ø 16,5

Cylinder + keys  
Zylinder + Schlüssel



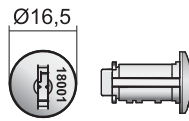
C5.00 + B1

Cylinder with key set

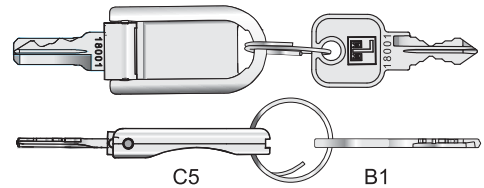
Cylinder core including  
bar channel flexy key with  
standard key, keyed on a ring

Zylinder mit Schlüsselsatz

Zylinderkern und  
Flachbahnkippschlüssel mit  
Standardschlüssel angeringt



Z25



C5

B1

Order-No. Bestell-Nr.			BQ VE	MMQ MM
nickel plated / vernickelt <b>24250110003</b>	18001-18020	25 pieces per each combination keyed alike in a box	25	500
<b>24250120003</b>	18001-18030		25	750
<b>24250130003</b>	18001-18040	25 St. je Schließung gleichschließend im Karton	25	1000
<b>24250140003</b>	18001-18050		25	1250
<b>24250150003</b>	18001-18020	je 15 x 18001-18020 keyed to differ in a box je 15 x 18001-18020 gemischt im Karton	300	300
<b>24250180003</b>	18001-18050	je 6 x 18001-18050 keyed to differ in a box je 6 x 18001-18050 gemischt im Karton	300	300
<b>24250030003</b>	18001-18500	25 pieces per each combination keyed alike/ 25 St. gleichschließend je Schließung	25	25
<b>24250230003</b>	18001-18500	1x 18001-18250 + 1x 18251-18500; 2 boxes à 250 pieces 1x 18001-18250 + 1x 18251-18500; 2 Karton à 250 St.	500	500
<b>24250060003</b>	18001-18100	per 100 pieces in a box  zu 100 St. im Karton	100	100
<b>24250070003</b>	18101-18200		100	100
<b>24250080003</b>	18201-18300		100	100
<b>24250090003</b>	18301-18400		100	100
<b>24250100003</b>	18401-18500		100	100
<b>24250040003</b>	18001-18500	1 piece per each combination packed in a poly bag as per plan in a box je 1 St. pro Schließung im Beutel nach Schließplan im Karton	1	10
<b>24250050003</b>	18501-19000		1	10



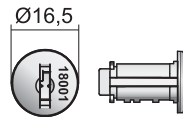
C5.50 + B1

Cylinder with key set

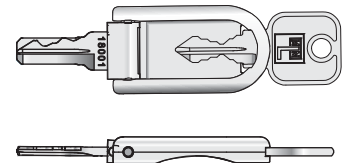
Cylinder core including  
standard key inserted in  
bar channel flexy key

Zylinder mit Schlüsselsatz

Zylinderkern und  
Flachbahnkippschlüssel mit  
Standardschlüssel gesteckt



Z25



C5

B1

Order-No. Bestell-Nr.			BQ VE	MMQ MM
nickel plated / vernickelt <b>24250110004</b>	18001-18020	25 pieces per each combination keyed alike in a box	25	500
<b>24250120004</b>	18001-18030		25	750
<b>24250130004</b>	18001-18040	25 St. je Schließung gleichschließend im Karton	25	1000
<b>24250140004</b>	18001-18050		25	1250
<b>24250150004</b>	18001-18020	je 15 x 18001-18020 keyed to differ in a box je 15 x 18001-18020 gemischt im Karton	300	300
<b>24250180004</b>	18001-18050	je 6 x 18001-18050 keyed to differ in a box je 6 x 18001-18050 gemischt im Karton	300	300
<b>24250030004</b>	18001-18500	25 pieces per each combination keyed alike/ 25 St. gleichschließend je Schließung	25	25
<b>24250230004</b>	18001-18500	1x 18001-18250 + 1x 18251-18500; 2 boxes à 250 pieces 1x 18001-18250 + 1x 18251-18500; 2 Karton à 250 St.	500	500
<b>24250060004</b>	18001-18100	per 100 pieces in a box  zu 100 St. im Karton	100	100
<b>24250070004</b>	18101-18200		100	100
<b>24250080004</b>	18201-18300		100	100
<b>24250090004</b>	18301-18400		100	100
<b>24250100004</b>	18401-18500		100	100
<b>24250040004</b>	18001-18500	1 piece per each combination packed in a poly bag as per plan in a box je 1 St. pro Schließung im Beutel nach Schließplan im Karton	1	10
<b>24250050004</b>	18501-19000		1	10

Variation, finishes on request / Varianten, Oberflächen auf Anfrage

## Z 25 Ø 16,5

Cylinder + keys  
Zylinder + Schlüssel



C5.00 + B5

Cylinder with key set

Cylinder core including  
bar channel flexy key with  
bar channel key,  
keyed on a ring

Zylinder mit Schlüsselsatz

Zylinderkern und  
Flachbahnkippschlüssel mit  
Flachbahnschlüssel angeringt



C5.50 + B5

Cylinder with key set

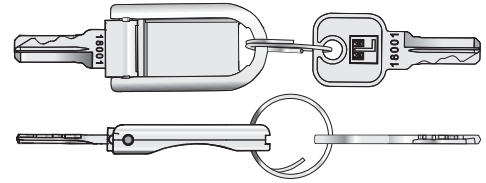
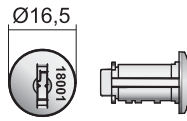
Cylinder core including  
bar channel key inserted  
in bar channel flexy key

Zylinder mit Schlüsselsatz

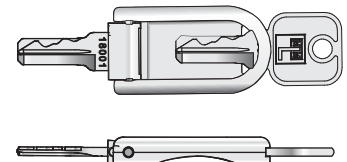
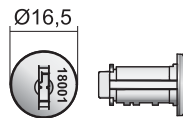
Zylinderkern und  
Flachbahnkippschlüssel mit  
Flachbahnschlüssel gesteckt

Order-No.  
Bestell-Nr.

BQ  
VE  
MMQ  
MM



vernickelt / nickel plated	Z25	C5	B5
<b>24250110005</b>	18001-18020	25 pieces per each combination keyed alike in a box	25 500
<b>24250120005</b>	18001-18030		25 750
<b>24250130005</b>	18001-18040	25 St. je Schließung gleichschließend im Karton	25 1000
<b>24250140005</b>	18001-18050		25 1250
<b>24250150005</b>	18001-18020	je 15 x 18001-18020 keyed to differ in a box je 15 x 18001-18020 gemischt im Karton	300 300
<b>24250180005</b>	18001-18050	je 6 x 18001-18050 keyed to differ in a box je 6 x 18001-18050 gemischt im Karton	300 300
<b>24250030005</b>	18001-18500	25 pieces per each combination keyed alike/ 25 St. gleichschließend je Schließung	25 25
<b>24250230005</b>	18001-18500	1x 18001-18250 + 1x 18251-18500; 2 boxes à 250 pieces 1x 18001-18250 + 1x 18251-18500; 2 Karton à 250 St.	500 500
<b>24250060005</b>	18001-18100	1x 18001-18100	100 100
<b>24250070005</b>	18101-18200	1x 18101-18200	100 100
<b>24250080005</b>	18201-18300	1x 18201-18300	100 100
<b>24250090005</b>	18301-18400	1x 18301-18400	100 100
<b>24250100005</b>	18401-18500	1x 18401-18500	100 100
<b>24250040005</b>	18001-18500	1 piece per each combination packed in a poly bag as per plan in a box je 1 St. pro Schließung im Beutel nach Schließplan im Karton	1 10
<b>24250050005</b>	18501-19000		1 10



nickel plated / vernickelt	Z25	C5	B5
<b>24250110006</b>	18001-18020	25 pieces per each combination keyed alike in a box	25 500
<b>24250120006</b>	18001-18030		25 750
<b>24250130006</b>	18001-18040	25 St. je Schließung gleichschließend im Karton	25 1000
<b>24250140006</b>	18001-18050		25 1250
<b>24250150006</b>	18001-18020	je 15 x 18001-18020 keyed to differ in a box je 15 x 18001-18020 gemischt im Karton	300 300
<b>24250180006</b>	18001-18050	je 6 x 18001-18050 keyed to differ in a box je 6 x 18001-18050 gemischt im Karton	300 300
<b>24250030006</b>	18001-18500	25 pieces per each combination keyed alike/ 25 St. gleichschließend je Schließung	25 25
<b>24250230006</b>	18001-18500	1x 18001-18250 + 1x 18251-18500; 2 boxes à 250 pieces 1x 18001-18250 + 1x 18251-18500; 2 Karton à 250 St.	500 500
<b>24250060006</b>	18001-18100	1x 18001-18100	100 100
<b>24250070006</b>	18101-18200	1x 18101-18200	100 100
<b>24250080006</b>	18201-18300	1x 18201-18300	100 100
<b>24250090006</b>	18301-18400	1x 18301-18400	100 100
<b>24250100006</b>	18401-18500	1x 18401-18500	100 100
<b>24250040006</b>	18001-18500	1 piece per each combination packed in a poly bag as per plan in a box je 1 St. pro Schließung im Beutel nach Schließplan im Karton	1 10
<b>24250050006</b>	18501-19000		1 10

Variation, finishes on request / Varianten, Oberflächen auf Anfrage



## Z 25 Ø 16,5

Cylinder + keys  
Zylinder + Schlüssel



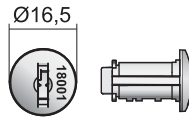
C5.00 + B1

Cylinder with key set

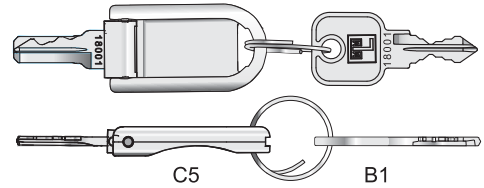
Cylinder core including  
bar channel flexy key with  
standard key, keyed on a ring

Zylinder mit Schlüsselsatz

Zylinderkern und  
Flachbahnkippschlüssel mit  
Standardschlüssel angeringt



Z25



C5

B1

Order-No. Bestell-Nr.			BQ VE	MMQ MM
nickel plated / vernickelt • translucent / transluzent				
24250110017	18001-18020	25 pieces per each combination keyed alike in a box	25	500
24250120017	18001-18030		25	750
24250130017	18001-18040	25 St. je Schließung gleichschließend im Karton	25	1000
24250140017	18001-18050		25	1250
24250150017	18001-18020	je 15 x 18001-18020 keyed to differ in a box je 15 x 18001-18020 gemischt im Karton	300	300
24250180017	18001-18050	je 6 x 18001-18050 keyed to differ in a box je 6 x 18001-18050 gemischt im Karton	300	300
24250030017	18001-18500	25 pieces per each combination keyed alike/ 25 St. gleichschließend je Schließung	25	25
24250230017	18001-18500	1x 18001-18250 + 1x 18251-18500; 2 boxes à 250 pieces 1x 18001-18250 + 1x 18251-18500; 2 Karton à 250 St.	500	500
24250060017	18001-18100	per 100 pieces in a box zu 100 St. im Karton	100	100
24250070017	18101-18200		100	100
24250080017	18201-18300		100	100
24250090017	18301-18400		100	100
24250100017	18401-18500		100	100
24250040017	18001-18500	1 piece per each combination packed in a poly bag as per plan in a box je 1 St. pro Schließung im Beutel nach Schließplan im Karton	1	10
24250050017	18501-19000		1	10



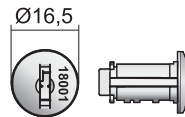
C5.50 + B1

Cylinder with key set

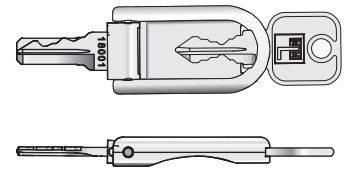
Cylinder core including  
standard key inserted in  
bar channel flexy key

Zylinder mit Schlüsselsatz

Zylinderkern und  
Flachbahnkippschlüssel mit  
Standardschlüssel gesteckt



Z25



C5

B1

Order-No. Bestell-Nr.			BQ VE	MMQ MM
nickel plated / vernickelt • translucent / transluzent				
24250110019	18001-18020	25 pieces per each combination keyed alike in a box	25	500
24250120019	18001-18030		25	750
24250130019	18001-18040	25 St. je Schließung gleichschließend im Karton	25	1000
24250140019	18001-18050		25	1250
24250150019	18001-18020	je 15 x 18001-18020 keyed to differ in a box je 15 x 18001-18020 gemischt im Karton	300	300
24250180019	18001-18050	je 6 x 18001-18050 keyed to differ in a box je 6 x 18001-18050 gemischt im Karton	300	300
24250030019	18001-18500	25 pieces per each combination keyed alike/ 25 St. gleichschließend je Schließung	25	25
24250230019	18001-18500	1x 18001-18250 + 1x 18251-18500; 2 boxes à 250 pieces 1x 18001-18250 + 1x 18251-18500; 2 Karton à 250 St.	500	500
24250060019	18001-18100	per 100 pieces in a box zu 100 St. im Karton	100	100
24250070019	18101-18200		100	100
24250080019	18201-18300		100	100
24250090019	18301-18400		100	100
24250100019	18401-18500		100	100
24250040019	18001-18500	1 piece per each combination packed in a poly bag as per plan in a box je 1 St. pro Schließung im Beutel nach Schließplan im Karton	1	10
24250050019	18501-19000		1	10

Variation, finishes on request / Varianten, Oberflächen auf Anfrage

## Z 25 Ø 16,5

Cylinder + keys  
Zylinder + Schlüssel



C5.00 + B5

Cylinder with key set

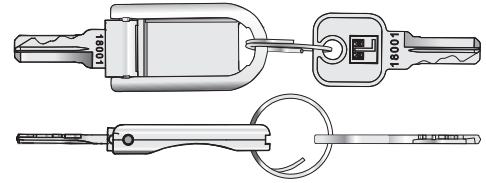
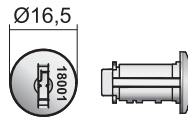
Cylinder core including  
bar channel flexy key with  
bar channel key,  
keyed on a ring

Zylinder mit Schlüsselsatz

Zylinderkern und  
Flachbahnkippschlüssel mit  
Flachbahnschlüssel angeringt

Order-No.  
Bestell-Nr.

BQ  
VE  
MMQ  
MM



nickel plated / vernickelt		Z25	C5	B5
<b>24250110018</b>	18001-18020	25 pieces per each combination keyed alike in a box	25	500
<b>24250120018</b>	18001-18030	25 pieces per each combination keyed alike/ 25 St. gleichschließend je Schließung im Karton	25	750
<b>24250130018</b>	18001-18040	25 St. je Schließung gleichschließend im Karton	25	1000
<b>24250140018</b>	18001-18050	25 pieces per each combination keyed alike/ 25 St. gleichschließend je Schließung	25	1250
<b>24250150018</b>	18001-18020	je 15 x 18001-18020 keyed to differ in a box je 15 x 18001-18020 gemischt im Karton	300	300
<b>24250180018</b>	18001-18050	je 6 x 18001-18050 keyed to differ in a box je 6 x 18001-18050 gemischt im Karton	300	300
<b>24250030018</b>	18001-18500	25 pieces per each combination keyed alike/ 25 St. gleichschließend je Schließung	25	25
<b>24250230018</b>	18001-18500	1x 18001-18250 + 1x 18251-18500; 2 boxes à 250 pieces 1x 18001-18250 + 1x 18251-18500; 2 Karton à 250 St.	500	500
<b>24250060018</b>	18001-18100	1x 18001-18100	100	100
<b>24250070018</b>	18101-18200	1x 18101-18200	100	100
<b>24250080018</b>	18201-18300	1x 18201-18300	100	100
<b>24250090018</b>	18301-18400	1x 18301-18400	100	100
<b>24250100018</b>	18401-18500	1x 18401-18500	100	100
<b>24250040018</b>	18001-18500	1 piece per each combination packed in a poly bag as per plan in a box je 1 St. pro Schließung im Beutel nach Schließplan im Karton	1	10
<b>24250050018</b>	18501-19000	1 piece per each combination packed in a poly bag as per plan in a box je 1 St. pro Schließung im Beutel nach Schließplan im Karton	1	10



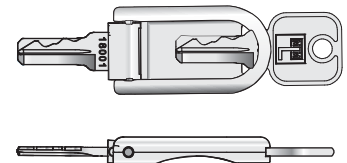
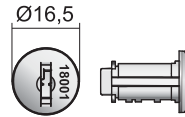
C5.50 + B5

Cylinder with key set

Cylinder core including  
bar channel flexy key inserted  
in bar channel flexy key

Zylinder mit Schlüsselsatz

Zylinderkern und  
Flachbahnkippschlüssel mit  
Flachbahnschlüssel gesteckt



nickel plated / vernickelt		Z25	C5	B5
<b>24250110014</b>	18001-18020	25 pieces per each combination keyed alike in a box	25	500
<b>24250120014</b>	18001-18030	25 pieces per each combination keyed alike/ 25 St. gleichschließend je Schließung im Karton	25	750
<b>24250130014</b>	18001-18040	25 St. je Schließung gleichschließend im Karton	25	1000
<b>24250140014</b>	18001-18050	25 pieces per each combination keyed alike/ 25 St. gleichschließend je Schließung	25	1250
<b>24250150014</b>	18001-18020	je 15 x 18001-18020 keyed to differ in a box je 15 x 18001-18020 gemischt im Karton	300	300
<b>24250180014</b>	18001-18050	je 6 x 18001-18050 keyed to differ in a box je 6 x 18001-18050 gemischt im Karton	300	300
<b>24250030014</b>	18001-18500	25 pieces per each combination keyed alike/ 25 St. gleichschließend je Schließung	25	25
<b>24250230014</b>	18001-18500	1x 18001-18250 + 1x 18251-18500; 2 boxes à 250 pieces 1x 18001-18250 + 1x 18251-18500; 2 Karton à 250 St.	500	500
<b>24250060014</b>	18001-18100	1x 18001-18100	100	100
<b>24250070014</b>	18101-18200	1x 18101-18200	100	100
<b>24250080014</b>	18201-18300	1x 18201-18300	100	100
<b>24250090014</b>	18301-18400	1x 18301-18400	100	100
<b>24250100014</b>	18401-18500	1x 18401-18500	100	100
<b>24250040014</b>	18001-18500	1 piece per each combination packed in a poly bag as per plan in a box je 1 St. pro Schließung im Beutel nach Schließplan im Karton	1	10
<b>24250050014</b>	18501-19000	1 piece per each combination packed in a poly bag as per plan in a box je 1 St. pro Schließung im Beutel nach Schließplan im Karton	1	10

Variation, finishes on request / Varianten, Oberflächen auf Anfrage


## Spare key

Spare key single  
Ersatz-Nachschlüssel lose



B1

standard key  
Standardschlüssel



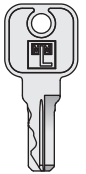
B1

Order-No. Bestell-Nr.			BQ VE	MMQ MMQ
		nickel plated / vernickelt		
649289992	18001-18500	10 pieces keyed alike as per locking plan packed in a poly bag je 10 St. gleichschließend im Beutel nach Schließplan Karton	10	10
649289993	18501-19000	10 pieces keyed alike as per locking plan packed in a poly bag je 10 St. gleichschließend im Beutel nach Schließplan Karton	10	10
649289988	18001-18500	1 piece per locking plan packed in a poly bag je 1 St. im Beutel nach Schließplan	1	1
649289989	18501-19000	1 piece per locking plan packed in a poly bag je 1 St. im Beutel nach Schließplan	1	1



B5

bar channel key  
Flachbahnschlüssel




B5

Order-No. Bestell-Nr.				
		nickel plated / vernickelt		
645289958	18001-18500	10 pieces keyed alike as per locking plan packed in a poly bag je 10 St. gleichschließend im Beutel nach Schließplan Karton	10	10
645289957	18501-19000	10 pieces keyed alike as per locking plan packed in a poly bag je 10 St. gleichschließend im Beutel nach Schließplan Karton	10	10
645289960	18001-18500	1 piece per locking plan packed in a poly bag je 1 St. im Beutel nach Schließplan	1	1
645289959	18501-19000	1 piece per locking plan packed in a poly bag je 1 St. im Beutel nach Schließplan	1	1



C5

bar channel flexy key  
Flachbahnkippschlüssel




C5

Order-No. Bestell-Nr.				
		nickel plated / vernickelt		
64500190000	18001-18500	10 pieces keyed alike as per locking plan packed in a poly bag je 10 St. gleichschließend im Beutel nach Schließplan Karton	10	10
64500200000	18501-19000	10 pieces keyed alike as per locking plan packed in a poly bag je 10 St. gleichschließend im Beutel nach Schließplan Karton	10	10
64500210000	18001-18500	1 piece per locking plan packed in a poly bag je 1 St. im Beutel nach Schließplan	1	1
64500220000	18501-19000	1 piece per locking plan packed in a poly bag je 1 St. im Beutel nach Schließplan	1	1



C5

bar channel flexy key  
Flachbahnkippschlüssel



C5

Order-No. Bestell-Nr.				
		translucent / transluzent		
64500190025	18001-18500	10 pieces keyed alike as per locking plan packed in a poly bag je 10 St. gleichschließend im Beutel nach Schließplan Karton	10	10
64500200025	18501-19000	10 pieces keyed alike as per locking plan packed in a poly bag je 10 St. gleichschließend im Beutel nach Schließplan Karton	10	10
64500210025	18001-18500	1 piece per locking plan packed in a poly bag je 1 St. im Beutel nach Schließplan	1	1
64500220025	18501-19000	1 piece per locking plan packed in a poly bag je 1 St. im Beutel nach Schließplan	1	1

Variation, finishes on request. / Varianten, Oberflächen auf Anfrage.

Flexy Key

# Opaline

... exclusive, functional, flexible

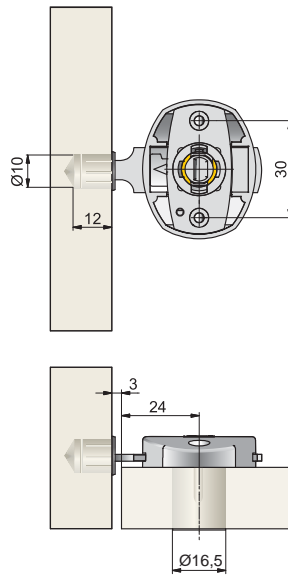
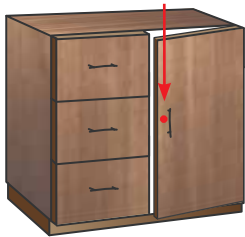


**Case locks, cam locks and shooting bar locks  
Kasten-, Hebel- und Schubstangenschlösser**

**3**

### Type 331

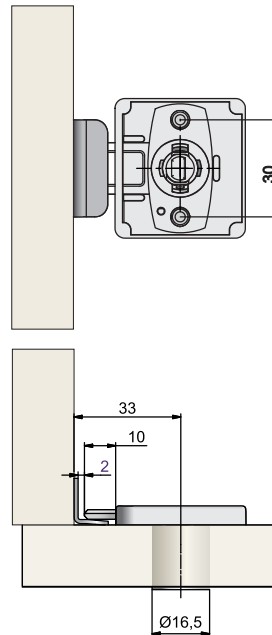
Application example  
Anwendungsbeispiel



Socket 012 (see chapter 6)  
Arretierungshülse 012 (siehe Kapitel 6)

### Type 391

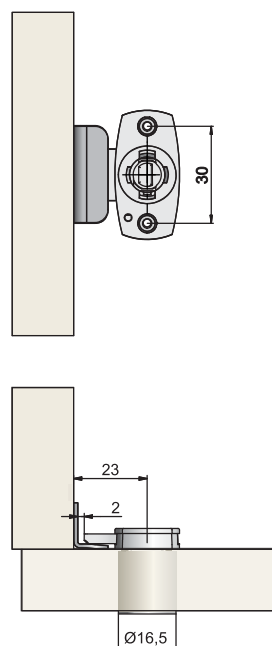
Application example  
Anwendungsbeispiel



Striker plate 3011 (see chapter 12)  
Anschlagwinkel 3011 (siehe Kapitel 12)

### Type 431

Application example  
Anwendungsbeispiel



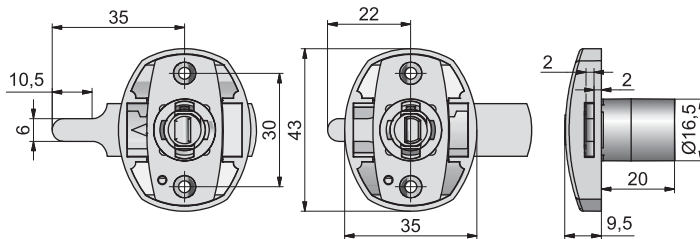
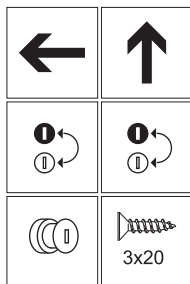
Striker plate 3011 (see chapter 12)  
Anschlagwinkel 3011 (siehe Kapitel 12)

## Type 331



Case lock 331  
Kastenschloss 331

Order-No. Bestell-Nr.	Finish Oberfläche	BQ VE
--------------------------	----------------------	----------

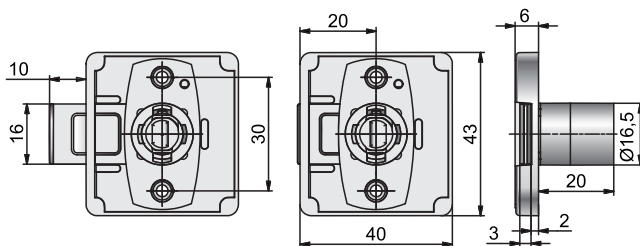
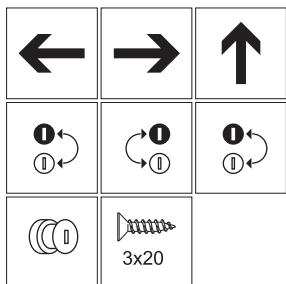


1633742221	←	20 mm	Plastic black / Kunststoffschwarz	50
1633748390	↑	20 mm	Plastic black / Kunststoffschwarz	50

## Type 391



Case lock 391  
Kastenschloss 391

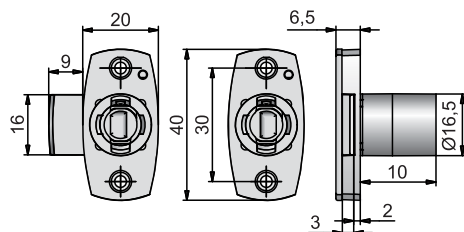
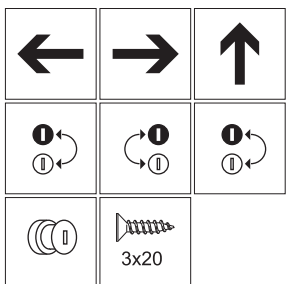


1439742001	←	20 mm	nickel plated / vernickelt	50
1439742002	→	20 mm	nickel plated / vernickelt	50
1439742003	↑	20 mm	nickel plated / vernickelt	50

## Type 431



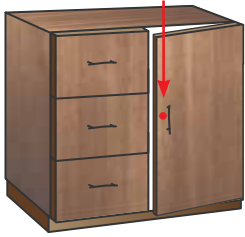
Case lock 431  
Kastenschloss 431



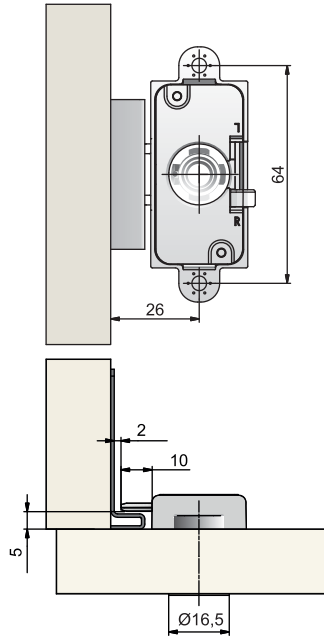
1443742001	←	20 mm	nickel plated / vernickelt	50
1443742002	→	20 mm	nickel plated / vernickelt	50
1443742003	↑	20 mm	nickel plated / vernickelt	50

Type 550/559

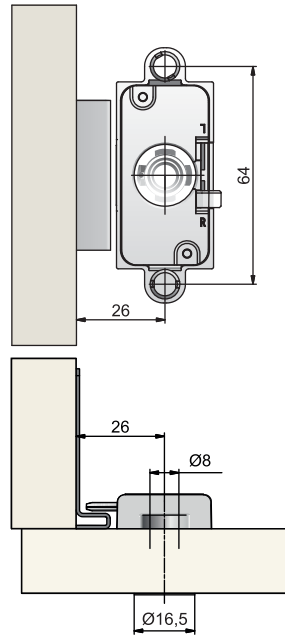
Application example  
Anwendungsbeispiel



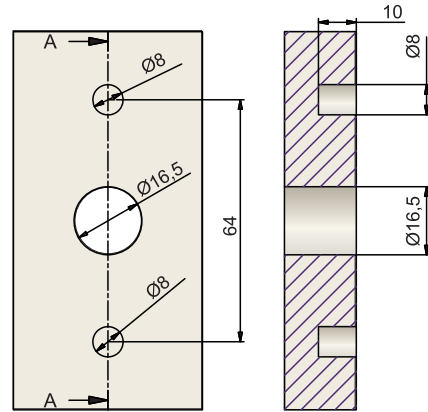
Type 550  
Screw fixing  
Schraubbar



Type 559  
To fasten with dowels  
Dübelbar



Drilling template  
Bohrbild

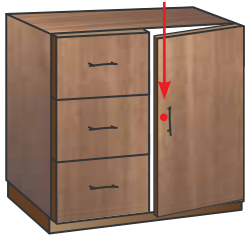


Striker plate 4515/4516  
(see chapter 12)  
Anschlagwinkel 4515/4516  
(siehe Kapitel 12)

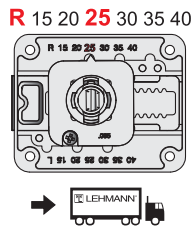
Included key retention / Schlüsselabzugssperre integriert

Type 660

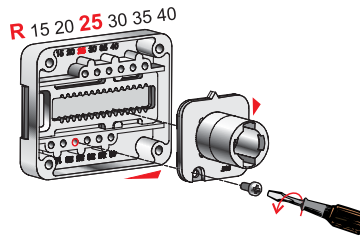
Information



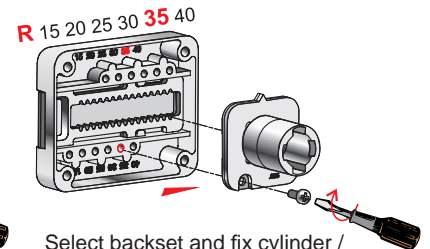
Adjusting backset / Dornmaß verstellen



Supplied ex-works  
backset 25 /  
Ab Werk Dornmaß 25

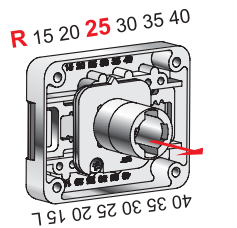


Remove cylinder /  
Zylinderteil demontieren

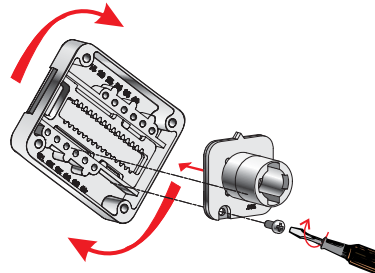


Select backset and fix cylinder /  
Dornmaß wählen, Zylinderteil montieren

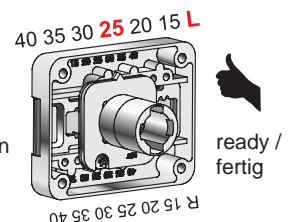
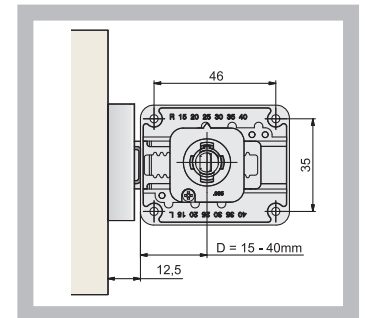
Adjusting, right or left / Einstellen, rechts oder links



Remove cylinder /  
Zylinderteil demontieren



Rotate by 180° / Schlosskasten um 180° drehen  
Select backset and fix cylinder /  
Dornmaß wählen u. Zylinderteil montieren



ready /  
fertig

Striker plate Type 4515 + Type 4516 / Schließwinkel (see chapter 12 / siehe Kapitel 12)

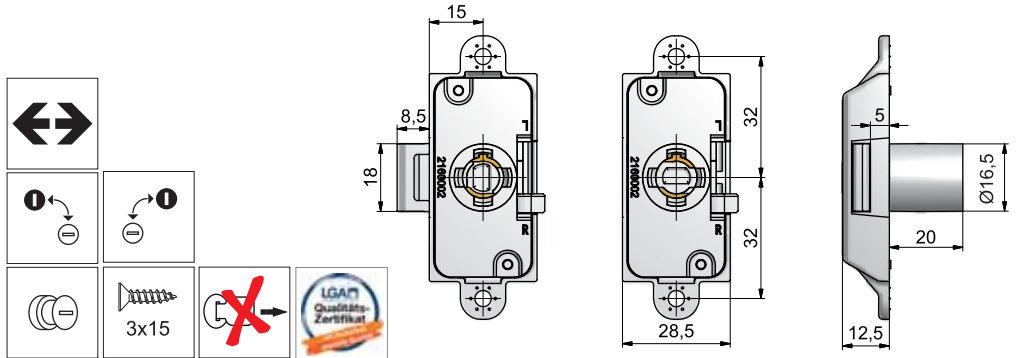


## Type 550



Case lock 550  
Kastenschloss 550

Order-No. Bestell-Nr.	Finish Oberfläche	BQ VE
--------------------------	----------------------	----------

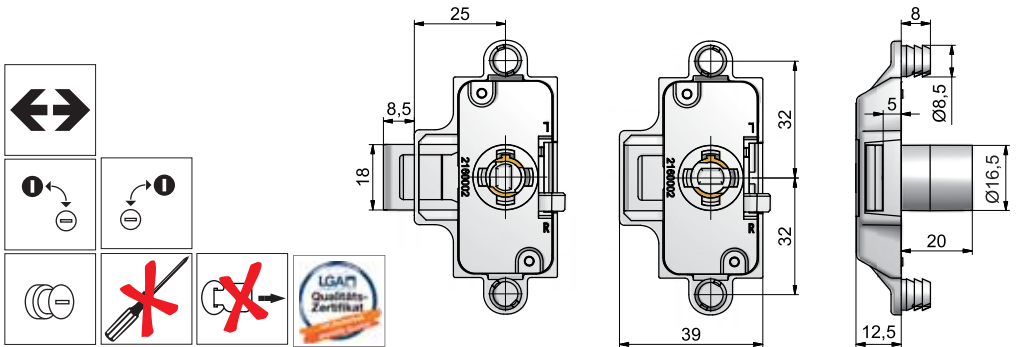


1455742150	↔ 15 mm	nickel plated / vernickelt	100
1455742200	↔ 20 mm	nickel plated / vernickelt	100
1455742250	↔ 25 mm	nickel plated / vernickelt	100
1455742300	↔ 30 mm	nickel plated / vernickelt	100

## Type 559



Case lock 559  
with dowels  
Kastenschloss 559  
dübelbar

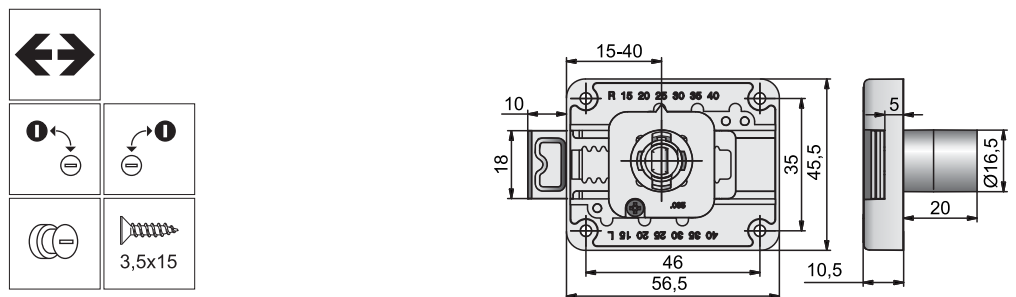


1455942150	↔ 15 mm	nickel plated / vernickelt	100
1455942200	↔ 20 mm	nickel plated / vernickelt	100
1455942250	↔ 25 mm	nickel plated / vernickelt	100
1455942300	↔ 30 mm	nickel plated / vernickelt	100

## Type 660



Case lock 660  
Kastenschloss 660

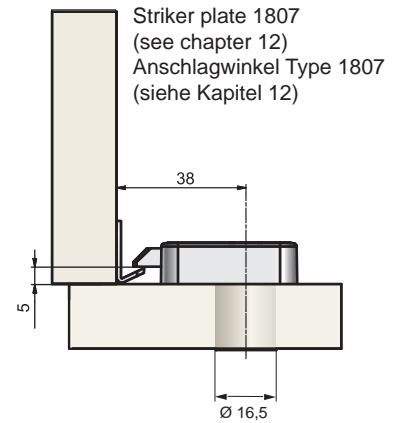
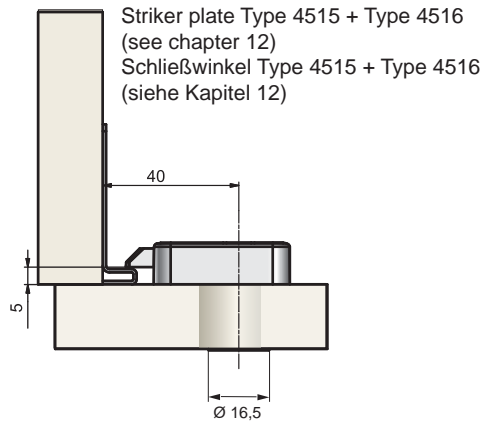
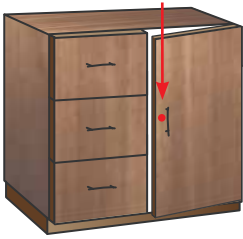


1466042400	↔ 15 - 40 mm	nickel plated / vernickelt	50
------------	--------------	----------------------------	----

Further accessories are shown in chapter 12 / Weiteres Zubehör siehe Kapitel 12

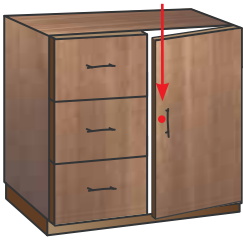
## Type 584

Application example  
Anwendungsbeispiel

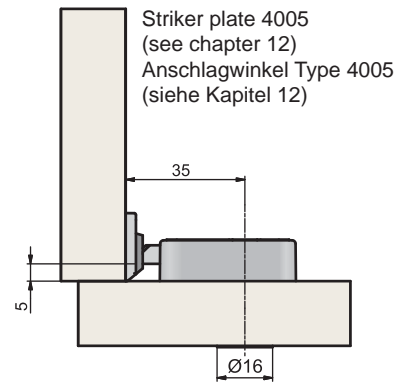
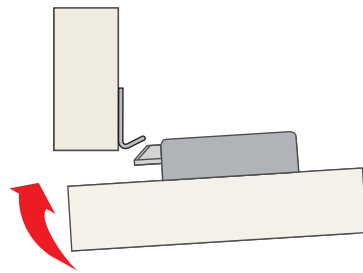


## Type 587

Application example  
Anwendungsbeispiel



### Installation drawing with slam lock 587 / Einbau mit Schnäpperschloss 587



Centre of lock  
Schlossmitte

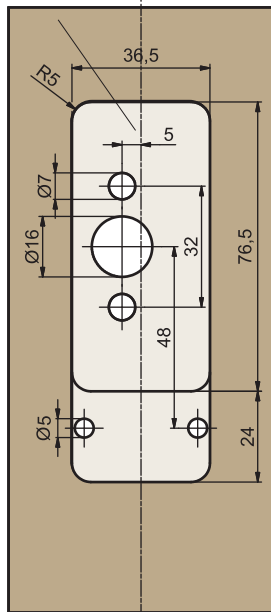
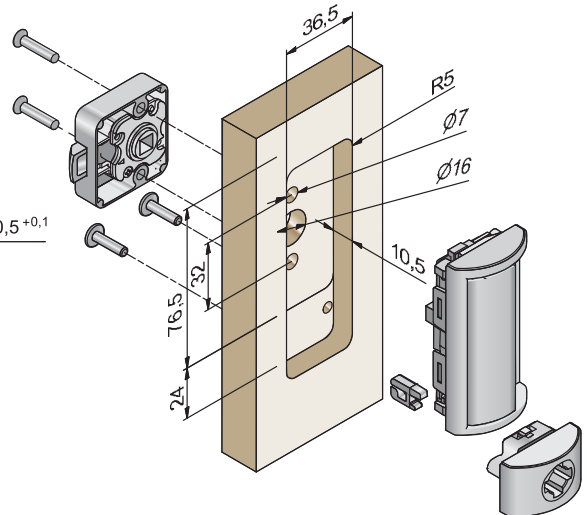


Diagramm: Side panel with right-hand door  
Darstellung: Seitenwand bei rechter Tür

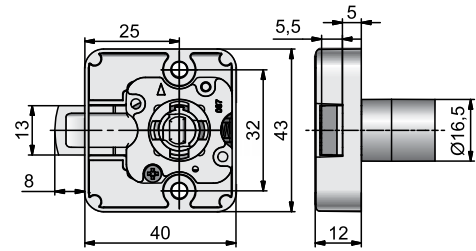
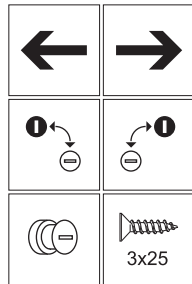


## Type 584



Slam lock 584  
Schnäpperschloss 584

Order-No. Bestell-Nr.	Finish Oberfläche	BQ VE
--------------------------	----------------------	----------

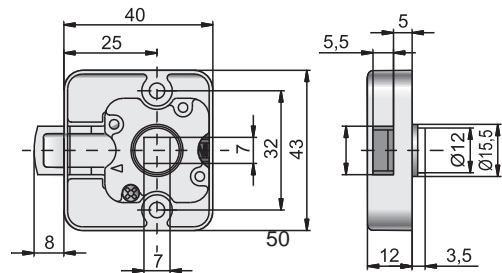
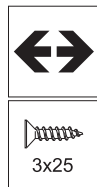


1458442251 ←	25 mm	nickel plated / vernickelt	50
1458442252 →	25 mm	nickel plated / vernickelt	50

## Type 587



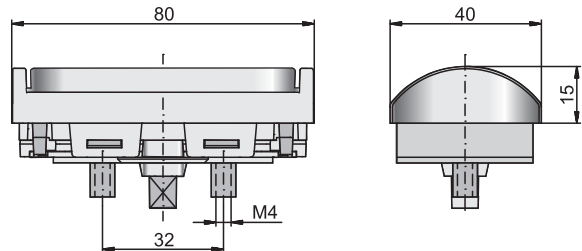
Slam lock 587  
Schnäpperschloss 587



145807250 ↔		nickel plated / vernickelt	50
-------------	--	----------------------------	----



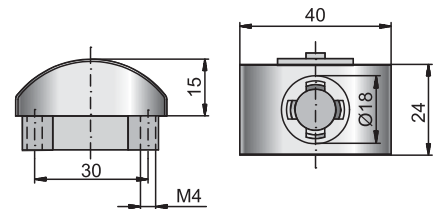
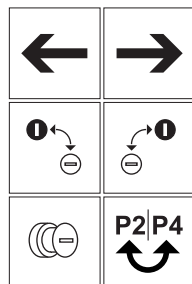
Insert handle 51-32  
Insertgriff 51-32



585107321		nickel plated matt / matt vernickelt	25
-----------	--	--------------------------------------	----



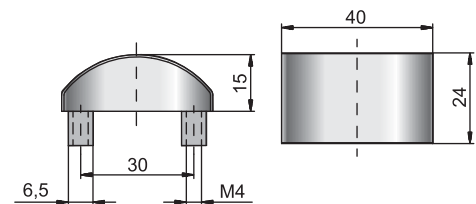
Deco - Insert 51 with cylinder  
Deco - Insert 51 mit Zylinder



185100005 ←		nickel plated matt / matt vernickelt	25
185100006 →		nickel plated matt / matt vernickelt	25



Deco - Insert 51  
without cylinder  
Deco - Insert 51  
ohne Zylinder

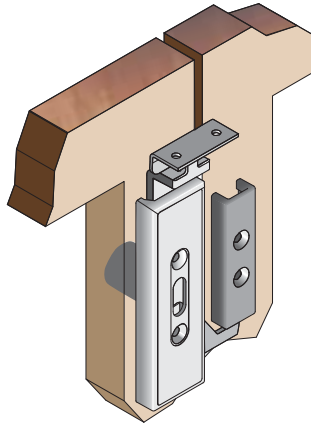
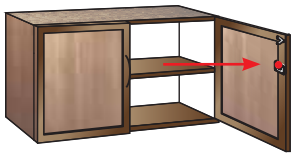


585140000		nickel plated matt / matt vernickelt	25
-----------	--	--------------------------------------	----

Further accessories are shown in chapter 11 / Weiteres Zubehör siehe Kapitel 11

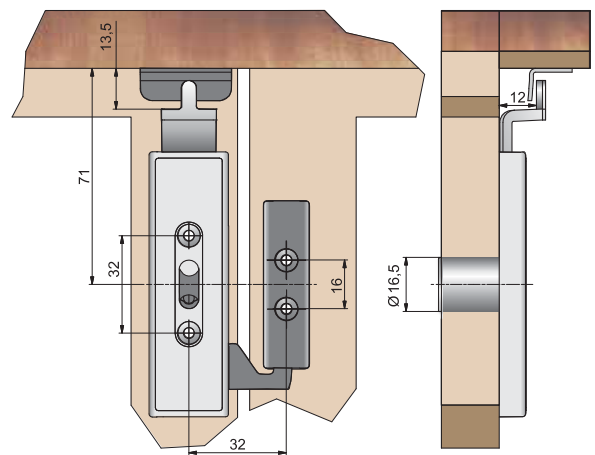
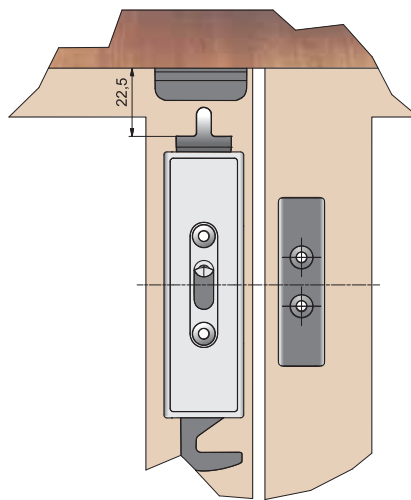
### Type 415.01

Application example  
Anwendungsbeispiel



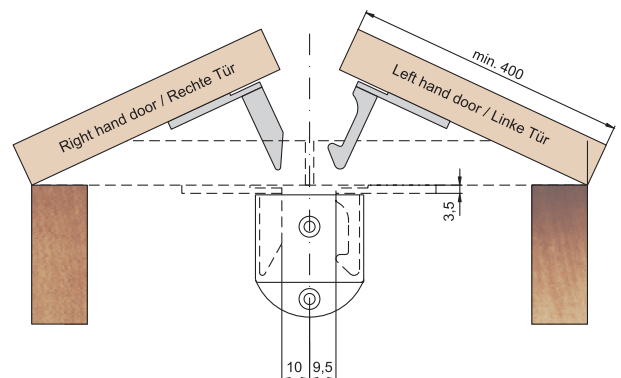
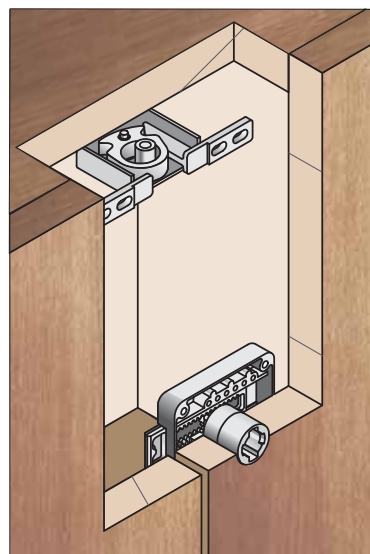
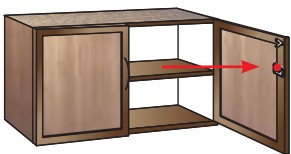
open / geöffnet

closed / geschlossen



### Type 330

Application example  
Anwendungsbeispiel



## Type 415.01

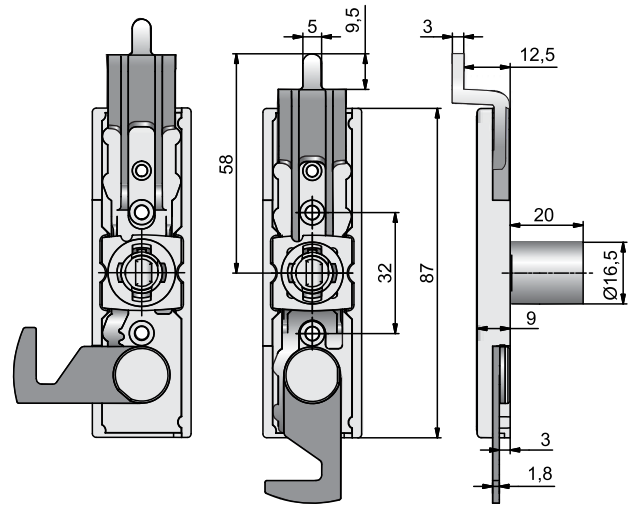
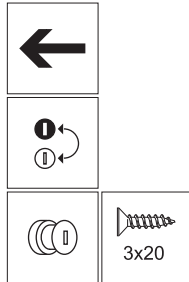


Double door lock 415.01  
Doppeltürschloss 415.01

Order-No.  
Bestell-Nr.

Finish  
Oberfläche

BQ  
VE



1441542011 ←

nickel plated / vernickelt

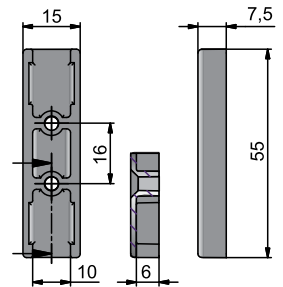
50

## System components

Systembauteile



Striker 4155  
Schließplatte 4155



464155000

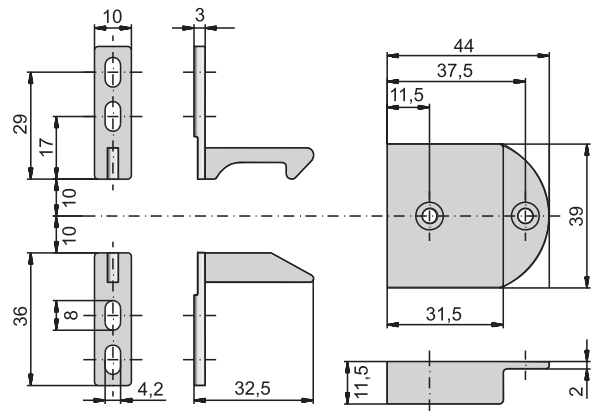
black / schwarz

100

## Type 330



Automatic door bolt 330  
Automatik Türriegel 330



443301000

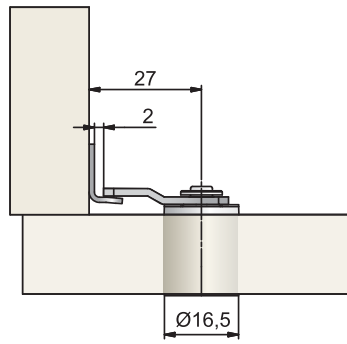
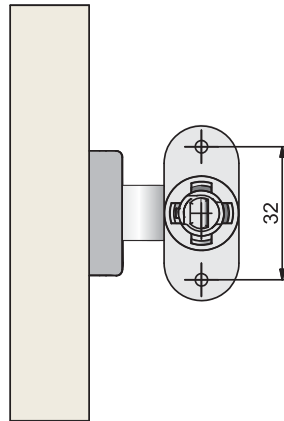
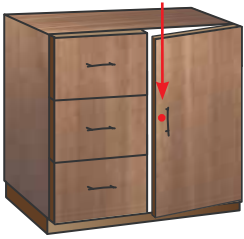
nickel plated / vernickelt

100

Further accessories are shown in chapter 12 / Weiteres Zubehör siehe Kapitel 12

## Type 37

Application example  
Anwendungsbeispiel



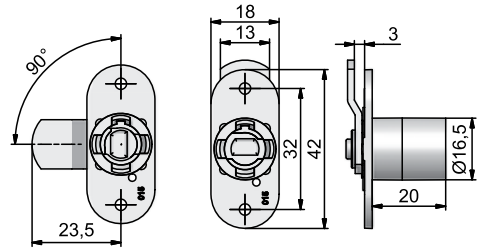
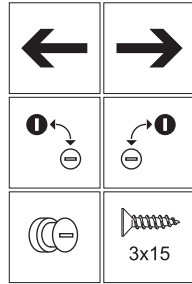
Striker plate 3011 (see chapter 12)  
Anschlagwinkel 3011 (siehe Kapitel 12)

## Type 37

Order-No. Bestell-Nr.	Finish Oberfläche	BQ VE
--------------------------	----------------------	----------



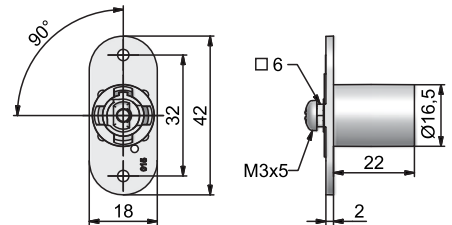
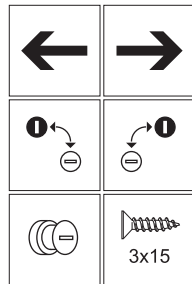
Cam lock 371  
Hebelzylinder 371



<b>1437142000</b> ←	nickel plated / vernickelt	50
<b>1437242000</b> →	nickel plated / vernickelt	50



Cam lock 375  
Hebelzylinder 375



Bolts are shown in chapter 12. / Riegel siehe Kapitel 12.

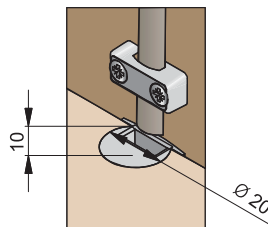
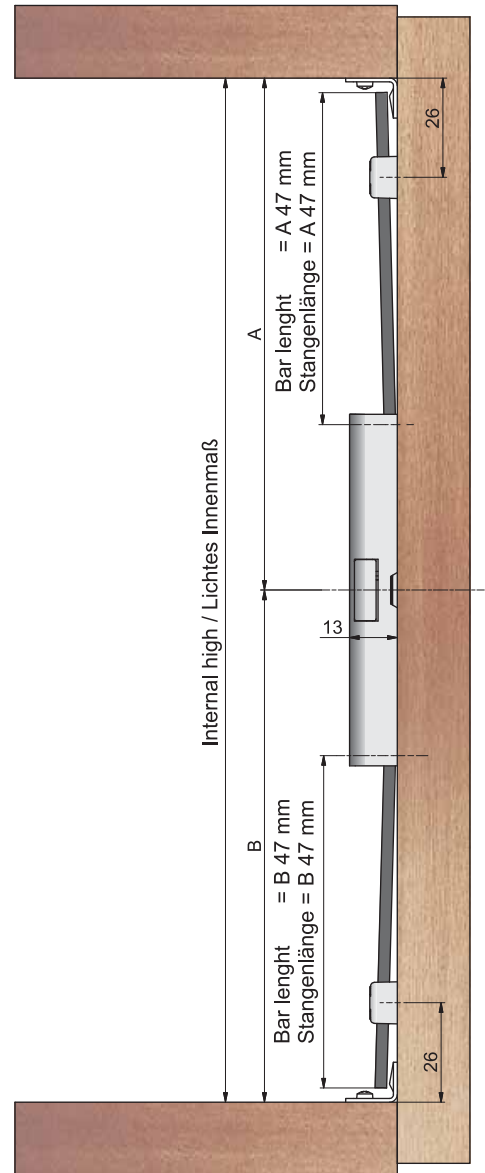
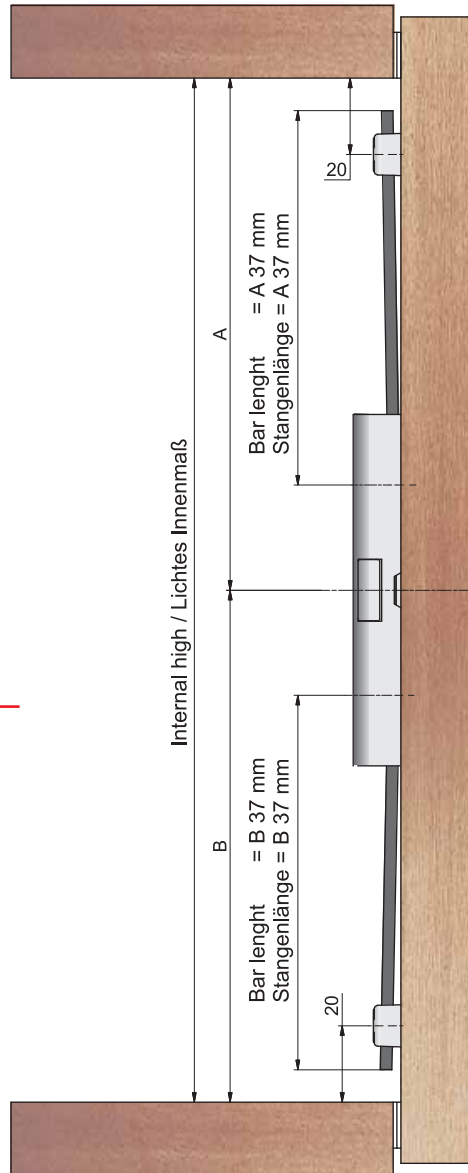
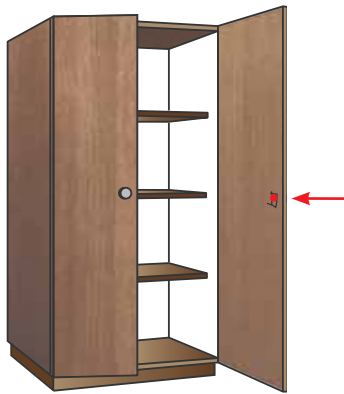
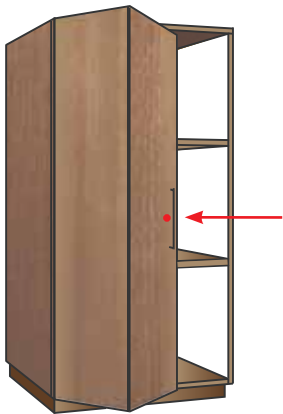
<b>1437544021</b> ←	nickel plated / vernickelt	50
<b>1437644022</b> →	nickel plated / vernickelt	50

Bolts are shown in chapter 12 / Riegel siehe Kapitel 12

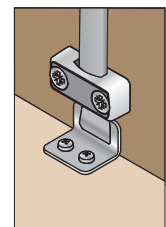
Further accessories are shown in chapter 12 / Weiteres Zubehör siehe Kapitel 12

## Type 204

Application example  
Anwendungsbeispiel



Striker plate 2211 (see page 3.13)  
Anschlagwinkel 2211 (siehe Seite 3.13)



Striker 037 (see page 3.13)  
Lagertopf 037 (siehe Seite 3.13)

Further shooting bars on request / Weitere Schubstangen auf Anfrage

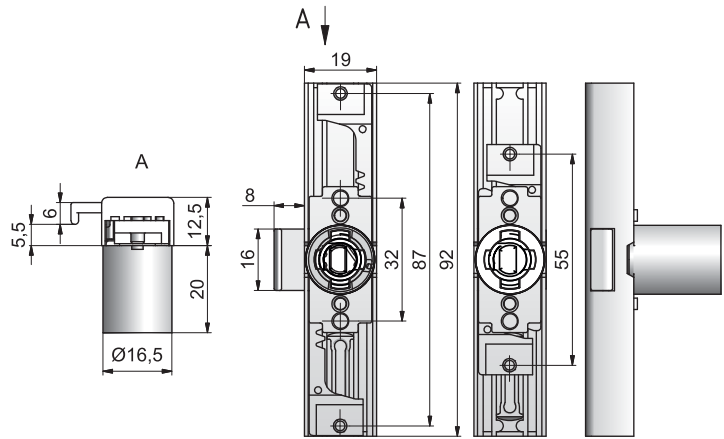
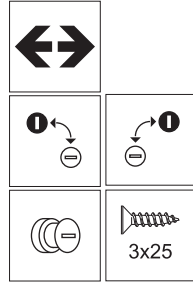


## Type 204



Shooting bar lock 204  
Schubstangenschloss 204

Order-No. Bestell-Nr.	Finish Oberfläche	BQ VE
--------------------------	----------------------	----------



<b>1420442001</b> ←	nickel plated / vernickelt	50
<b>1420442003</b> ↑	nickel plated / vernickelt	50

## System components

### Systembauteile



Shooting bar 043  
Schubstange 043

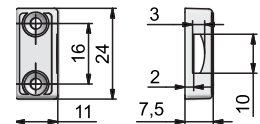


Steel solid section  
Vollprofil 10x3

<b>540600430</b>	600 mm	nickel plated / vernickelt	50
<b>540800430</b>	800 mm	nickel plated / vernickelt	50
<b>541000430</b>	1000 mm	nickel plated / vernickelt	50



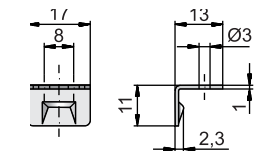
Rod guide 041  
Stangenführung 041



<b>542920410</b>	nickel plated / vernickelt	250
------------------	----------------------------	-----



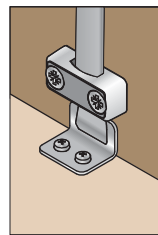
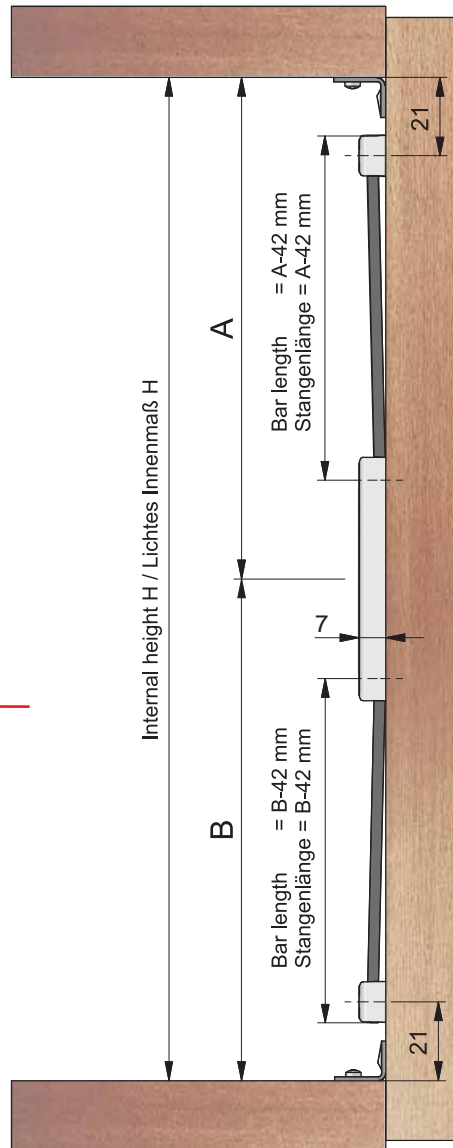
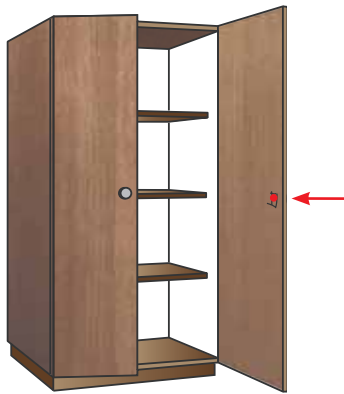
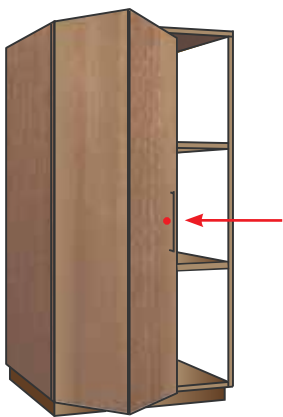
Striker plate 2211  
Anschlagwinkel 2211



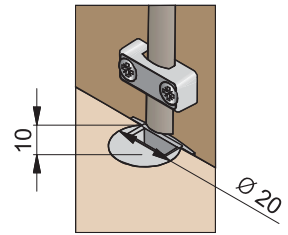
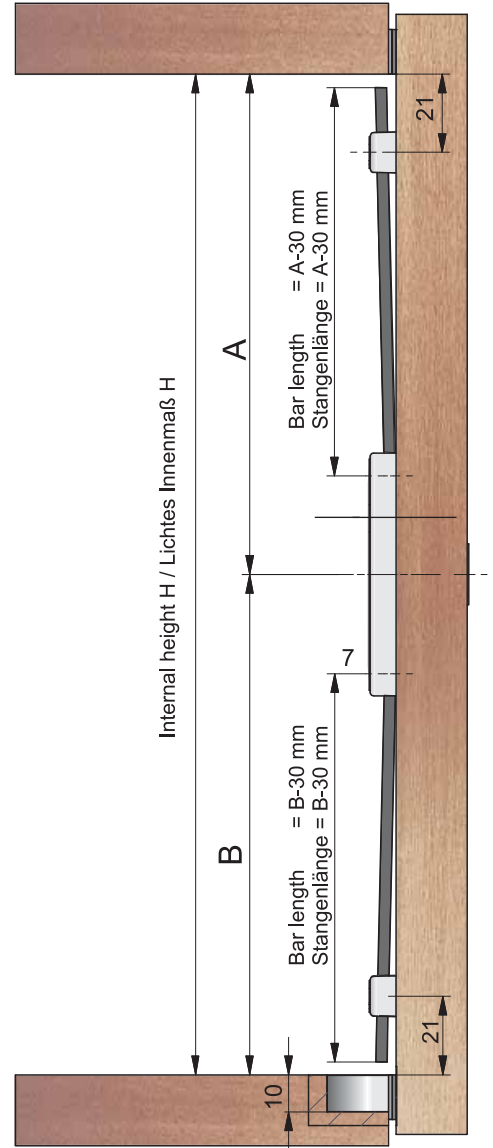
<b>442211430</b>	nickel plated / vernickelt	1000
------------------	----------------------------	------

## Type 292

Application example  
Anwendungsbeispiel



Striker plate 2211 (see page 3.13)  
Anschlagwinkel 2211 (siehe Seite 3.13)



Striker 037 (see page 3.13)  
Lagertopf 037 (siehe Seite 3.13)

Further shooting bars on request / Weitere Schubstangen auf Anfrage

## Type 292

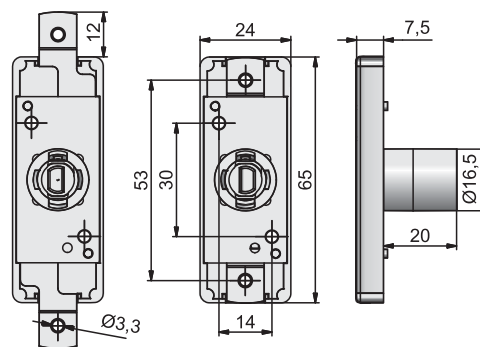
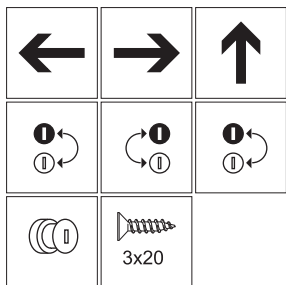


Shooting bar lock 292  
Schubstangenschloss 292

Order-No.  
Bestell-Nr.

Finish  
Oberfläche

BQ  
VE



<b>1429742001</b>	←	nickel plated / vernickelt	50
<b>1429742002</b>	→	nickel plated / vernickelt	50
<b>1429742003</b>	↑	nickel plated / vernickelt	25


## System components

Systembauteile



Shooting bar 043  
Schubstange 043

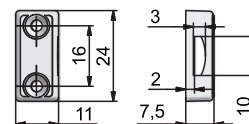
steel solid section  
Vollprofil 10x3



<b>540600430</b>	600 mm	nickel plated / vernickelt	50
<b>540800430</b>	800 mm	nickel plated / vernickelt	50
<b>541000430</b>	1000 mm	nickel plated / vernickelt	50



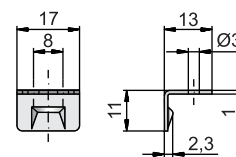
Rod guide 041  
Stangenführung 041



<b>542920410</b>		nickel plated / vernickelt	250
------------------	--	----------------------------	-----



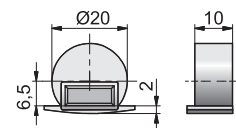
Striker plate 2211  
Anschlagwinkel 2211



<b>442211430</b>		nickel plated / vernickelt	1000
------------------	--	----------------------------	------

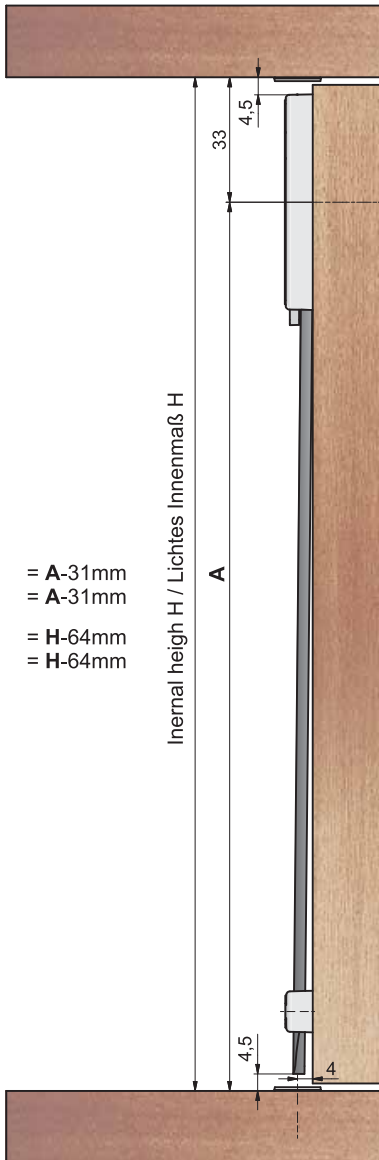
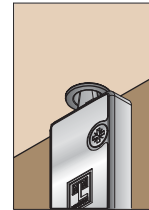
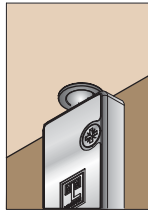
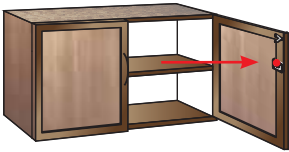


Striker 037  
Lagertopf 037

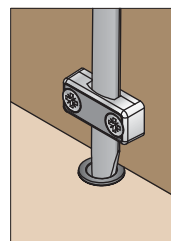
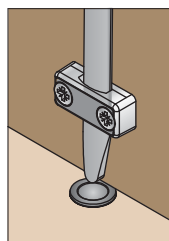


<b>442920370</b>		nickel plated / vernickelt	100
------------------	--	----------------------------	-----

Typ 292.03



Rod length = A-31mm  
 Stangenlänge = A-31mm  
 Rod length = H-64mm  
 Stangenlänge = H-64mm

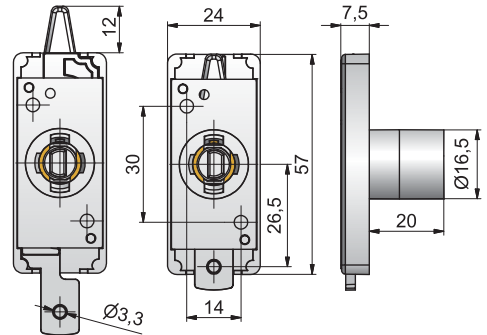
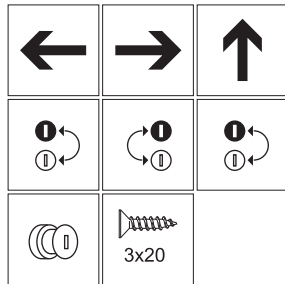


## Typ 292.03

Order-No. Bestell-Nr.	Finish Oberfläche	BQ VE
--------------------------	----------------------	----------



Shooting bar lock 292.03  
Schubstangenschloss 292.03




<b>1429742031</b>	←	nickel plated / vernickelt	50
<b>1429742032</b>	→	nickel plated / vernickelt	50
<b>1429742033</b>	↑	nickel plated / vernickelt	25

## System components

### Systembauteile



Shooting bar 043.2  
Schubstange 043.2

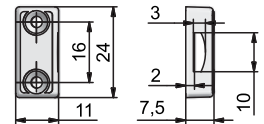


Stahl Vollprofil 10x3  
steel solid section

<b>540600432</b>	600 mm	nickel plated / vernickelt	50
<b>540800432</b>	800 mm	nickel plated / vernickelt	50
<b>541000432</b>	1000 mm	nickel plated / vernickelt	50



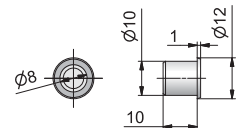
Rod guide 041  
Stangenführung 041



<b>542920410</b>		nickel plated / vernickelt	250
------------------	--	----------------------------	-----



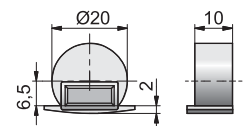
Socket 012  
Arretierungshülse 012



<b>543200120</b>		nickel plated / vernickelt	250
------------------	--	----------------------------	-----



Striker 037  
Lagertopf 037




<b>442920370</b>		nickel plated / vernickelt	100
------------------	--	----------------------------	-----

## Type 415.01

The different idea  
*... Perfection for double hinged doors*

Die andere Idee  
*... Perfektion für doppelte Drehtüren*

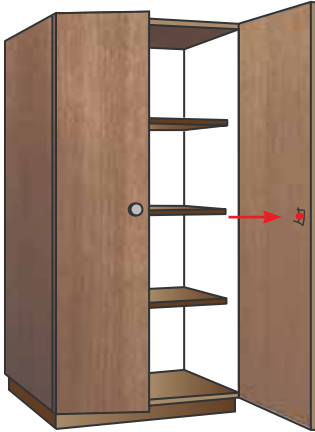


Espagnolette locks  
Drehstangenschlösser

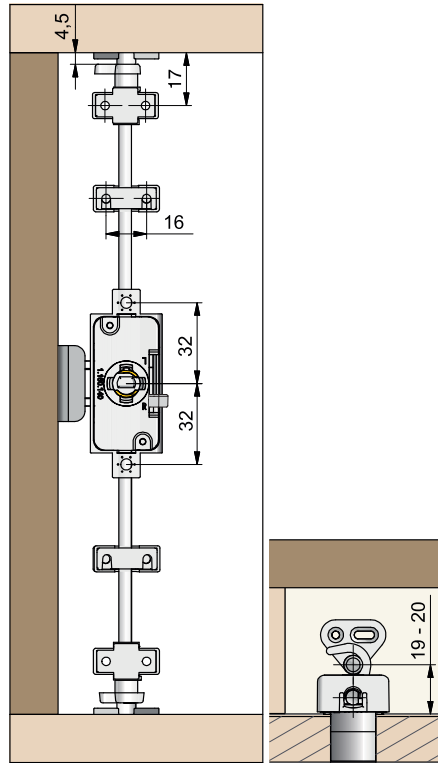
**4**

Type 750/759

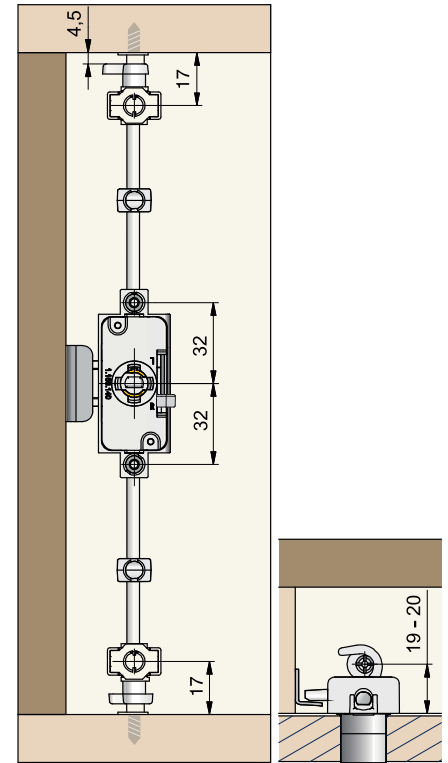
Application example  
Anwendungsbeispiel



Espagnolette lock - screw fixing  
Drehstangenschloss - schraubbar

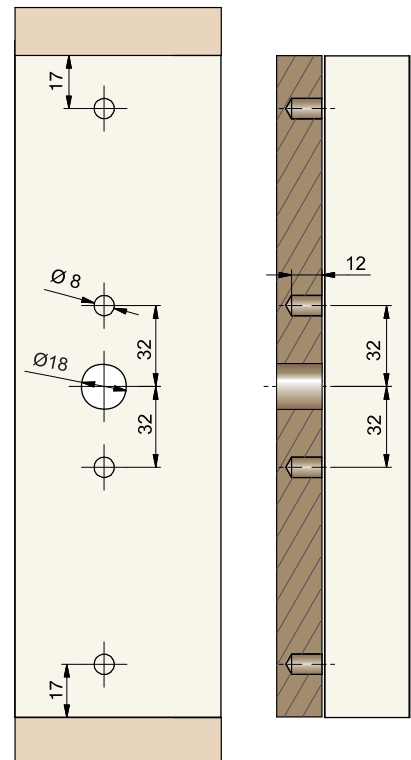


Espagnolette lock - to fasten with dowels  
Drehstangenschloss - dübelbar



Included key retention / Schlüsselabzugssperre integriert

Drilling template to fasten with dowels  
Bohrbild dübelbares Drehstangenschloss





Type 750



Espagnolette lock 750  
Drehstangenschloss 750

Order-No. Bestell-Nr.	Finish Oberfläche	BQ VE
1475742150	nickel plated / vernickelt	50
1475742250	nickel plated / vernickelt	50

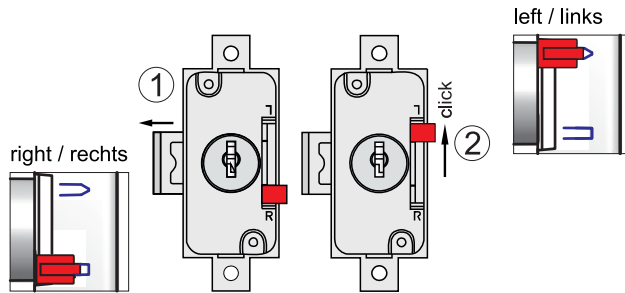
Type 759



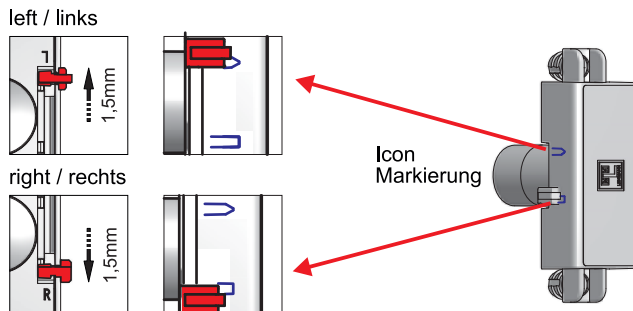
Espagnolette lock 759  
with dowels  
Drehstangenschloss 759  
dübelbar

1475942150	nickel plated / vernickelt	50
1475942250	nickel plated / vernickelt	50

To adjust 550 / 750 right / left  
Einstellen 550 / 750 rechts / links



To adjust key retention 550 / 750  
Einstellen Schlüsselabzugssperre 550 / 750



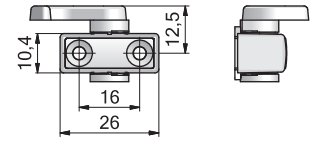
**System components**

 System components 750-759  
 Systembauteile 750-759

 Locking hook 161.3  
 Schließhaken 161.3

**547401613**
**Finish  
Oberfläche**

nickel plated / vernickelt

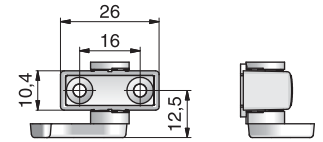

**BQ  
VE**

500


 Locking hook 162.3  
 Schließhaken 162.3

**547401623**

nickel plated / vernickelt



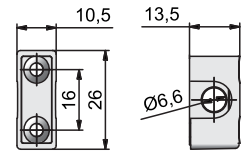
500


 Rod guide 065.2  
 Stangenführung 065.2

**547400652**

nickel plated / vernickelt

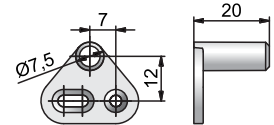
1000


 Stop metal 057  
 Anschlagstift 057

**547500570**

nickel plated / vernickelt

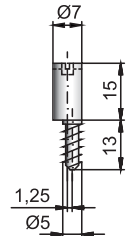
250


 Stop metal 055  
 Anschlagstift 055

**547500550**

nickel plated / vernickelt

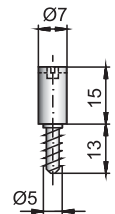
500


 Stop metal 054  
 Anschlagstift 054

**547500540**

nickel plated / vernickelt

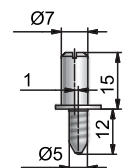
500


 Stop metal 058  
 Anschlagstift 058

**547500580**

nickel plated / vernickelt

500

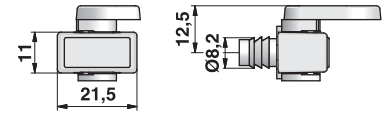


## System components

System components 750-759  
Systembauteile 750-759



Locking hook with dowels 161.1  
Schließhaken dübelbar 161.1



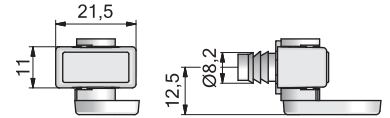
**547491611**

nickel plated / vernickelt

500



Locking hook with dowels 162.1  
Schließhaken dübelbar 162.1



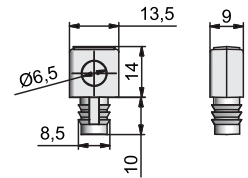
**547491621**

nickel plated / vernickelt

500



Rod guide with dowels 071  
Stangenführung dübelbar 071



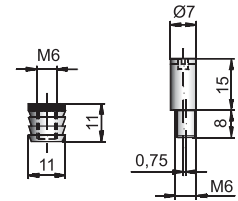
**547490710**

nickel plated / vernickelt

1000



Stop metal 051 Thread M6 052  
Anschlagstift 051 Muffe M6 052



**507500520**

Plastic socket / Kunststoffmuffe

500

**547500510**

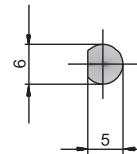
nickel plated / vernickelt

500



Rod 6/5  
Drehstange 6/5

Further lengths on request  
Weitere Längen auf Anfrage



**54100059**

1000 mm

nickel plated / vernickelt

50

**54120059**

1200 mm

nickel plated / vernickelt

50



*e-solutions*



Dial locks



*Open your mind!*

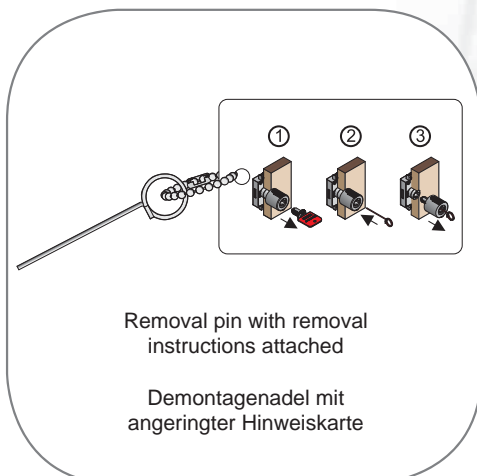
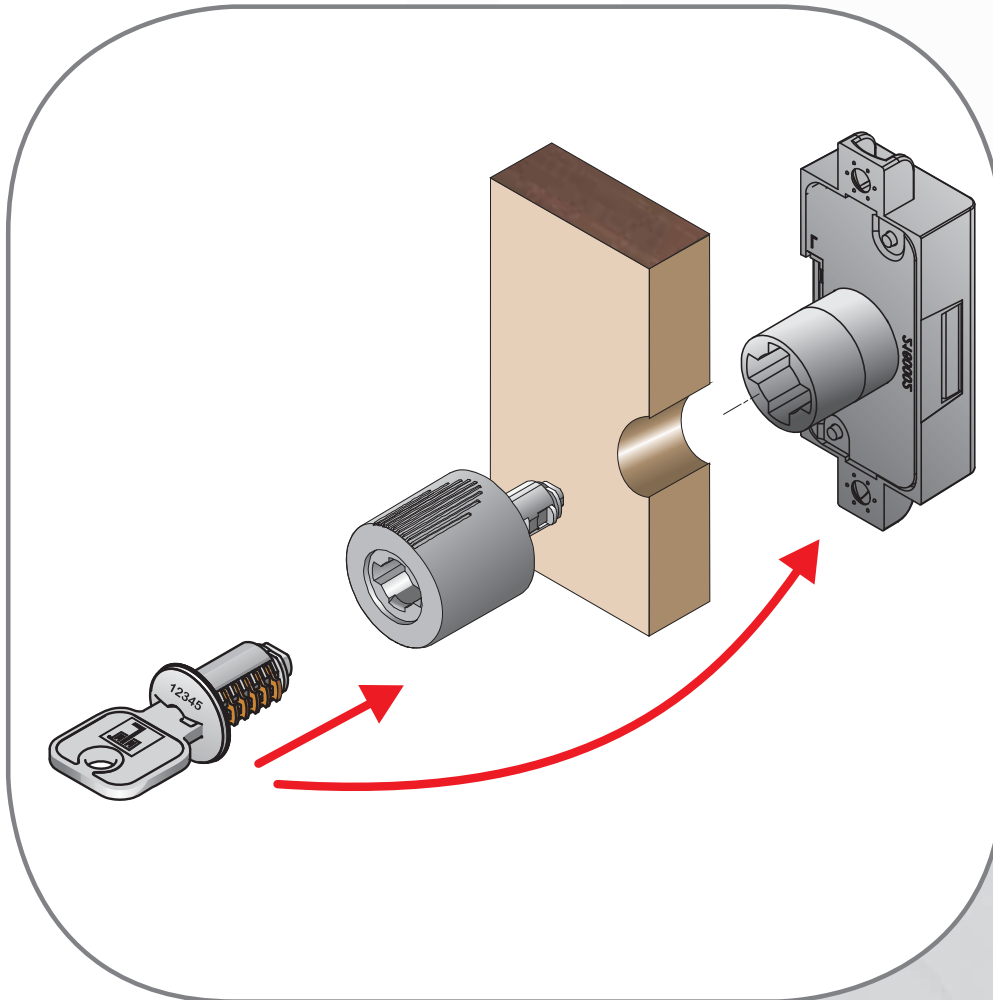


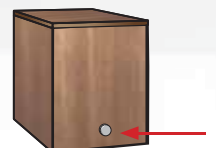
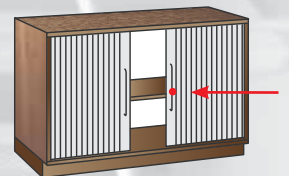

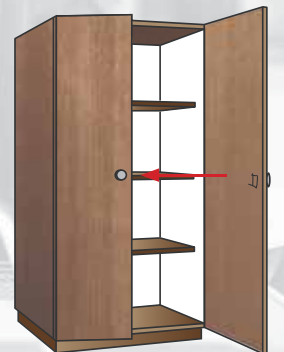

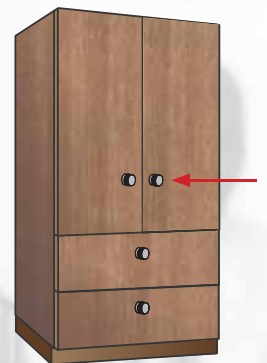
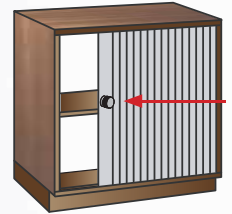
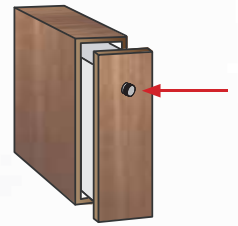
Turn-handles  
Drehgriffe

**5**

Description

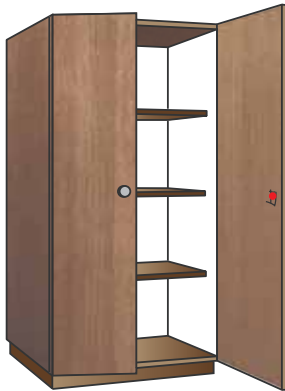
Erläuterungen



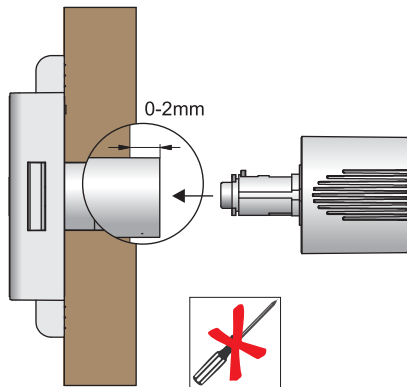


## Type 40.1-59.1

Turn-handle PRESTIGE  
Drehgriff PRESTIGE

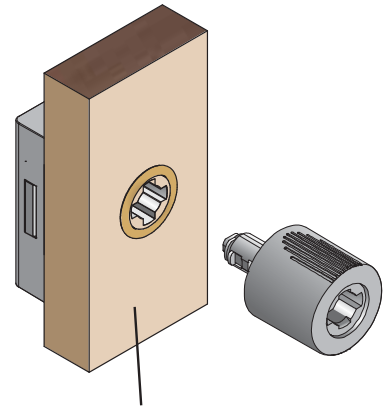


Cylinder projection  
Zylinderüberstand



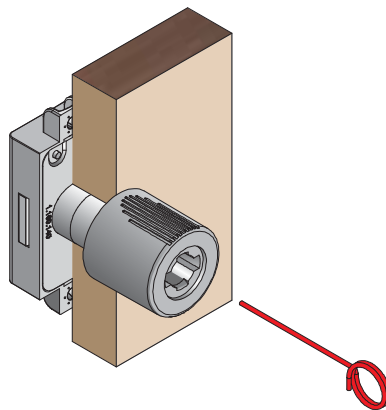
Further applications on request.  
Andere Einbausituationen auf Anfrage.

Assembly turn-handle Prestige  
Montage Prestige Drehgriff

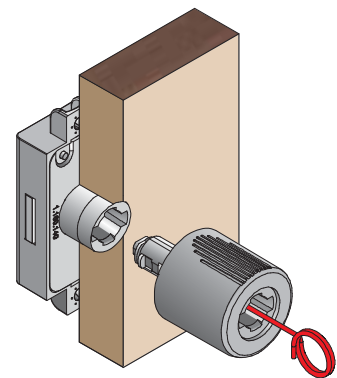


With or without rosette.  
Mit oder ohne Rosette.

Dismounting turn-handle Prestige  
Demontage Drehgriff Prestige



Dismounting turn-handle  
Demontage Drehgriff



Dismounting turn-handle  
Demontage Drehgriff

Turn-handle left are coloured  
Linke Drehgriffe sind markiert



Further applications on request / Andere Einbausituationen auf Anfrage

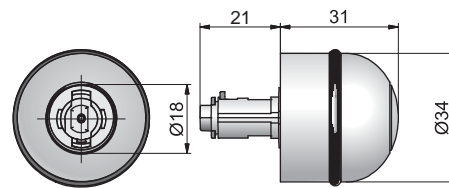
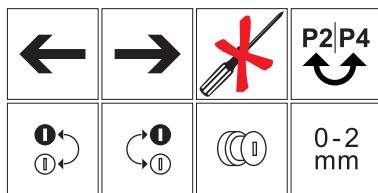


## Type 40.1 - 59.1

Turn-handle PRESTIGE  
Drehgriff PRESTIGE



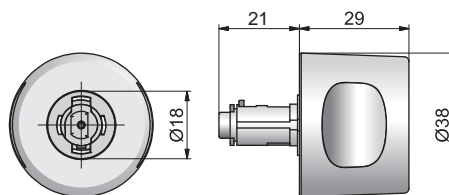
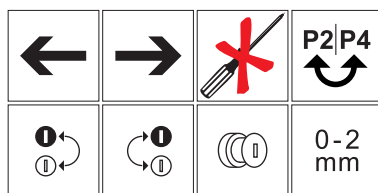
Modell 40.1



<b>184010005</b>	←	nickel plated matt / matt vernickelt	50
<b>184010006</b>	→	nickel plated matt / matt vernickelt	50



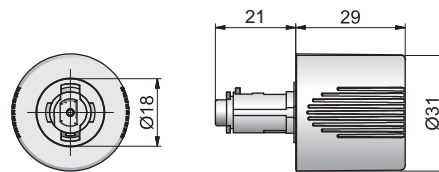
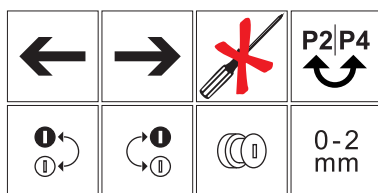
Modell 41.1



<b>184110005</b>	←	nickel plated matt / matt vernickelt	50
<b>184110006</b>	→	nickel plated matt / matt vernickelt	50



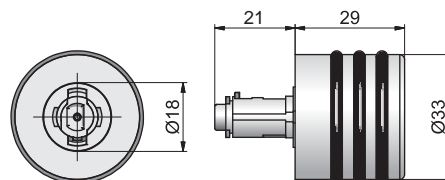
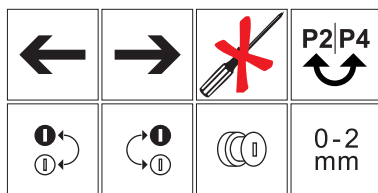
Modell 44.1



<b>184410005</b>	←	nickel plated matt / matt vernickelt	50
<b>184410006</b>	→	nickel plated matt / matt vernickelt	50



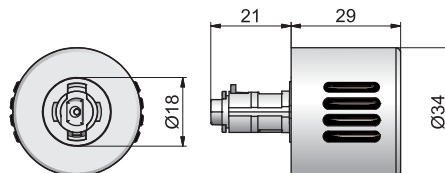

Modell 47.1



<b>184710005</b>	←	nickel plated matt / matt vernickelt	50
<b>184710006</b>	→	nickel plated matt / matt vernickelt	50



Modell 59.1



<b>185910005</b>	←	nickel plated matt / matt vernickelt	50
<b>185910006</b>	→	nickel plated matt / matt vernickelt	50



Removal pin 500  
Demontagestift 500

<b>500000500</b>		Inox / Edelstahl	50
------------------	--	------------------	----

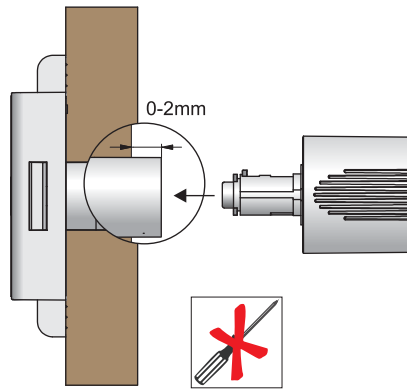
Further applications on request / Andere Einbausituationen auf Anfrage

Type 402.19-594.19

Turn-handle PRESTIGE  
Drehgriff PRESTIGE

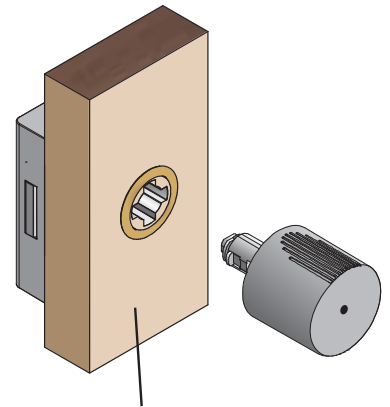


Cylinder projection  
Zylinderüberstand



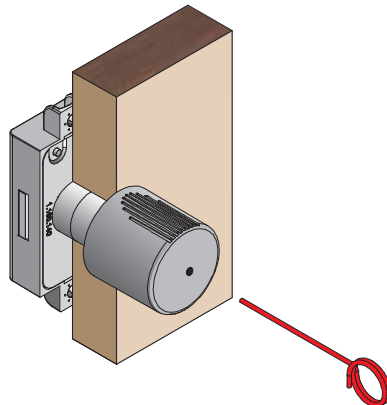
Further applications on request.  
Andere Einbausituationen auf Anfrage.

Assembly turn-handle Prestige  
Montage Prestige Drehgriff

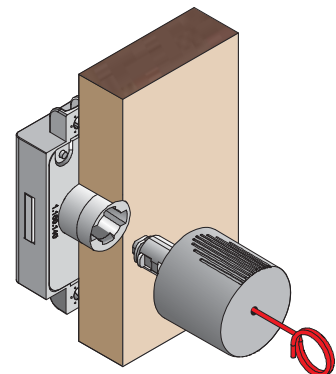


With or without rosette.  
Mit oder ohne Rosette.

Dismounting turn-handle Prestige  
Demontage Drehgriff Prestige



Dismounting turn-handle  
Demontage Drehgriff



Dismounting turn-handle  
Demontage Drehgriff

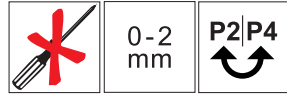
Further applications on request / Andere Einbausituationen auf Anfrage

## Type 402.19-594.19

Turn-handle PRESTIGE  
Drehgriff PRESTIGE



Modell 402.19



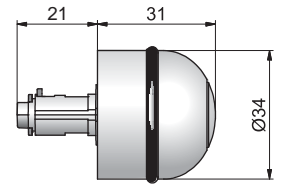

584021900

Finish  
Oberfläche

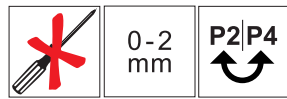
nickel plated matt / matt vernickelt

BQ  
VE

50



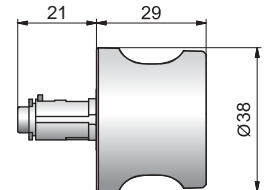
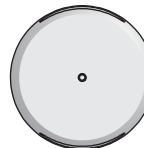
Modell 412.19



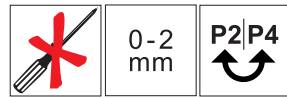
584121900

nickel plated matt / matt vernickelt

50



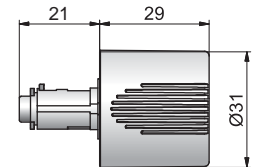
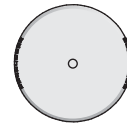
Modell 442.19



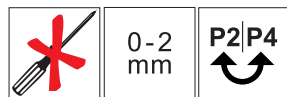
584421900

nickel plated matt / matt vernickelt

50



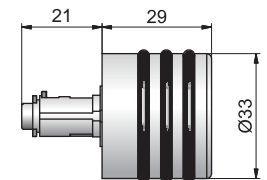
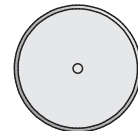
Modell 472.19



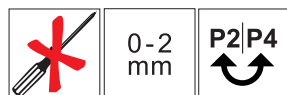
584721900

nickel plated matt / matt vernickelt

50



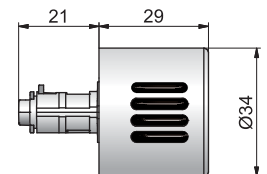
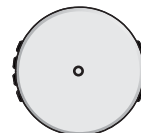
Modell 594.19



585921900

nickel plated matt / matt vernickelt

50



Removal pin 500  
Demontagestift 500

500000500

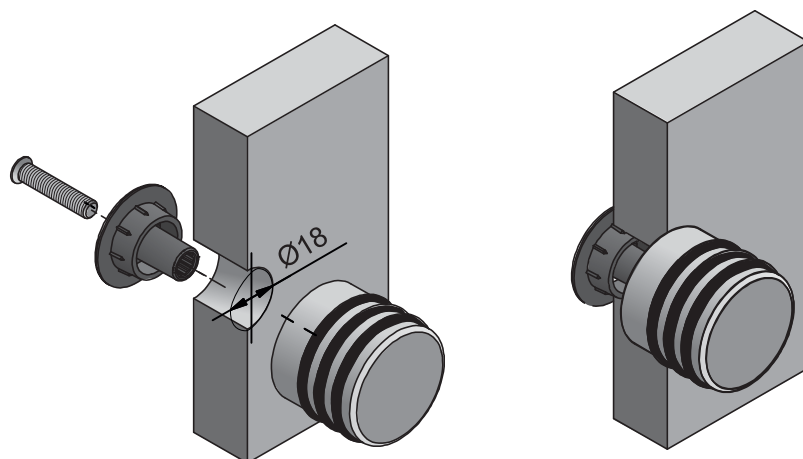
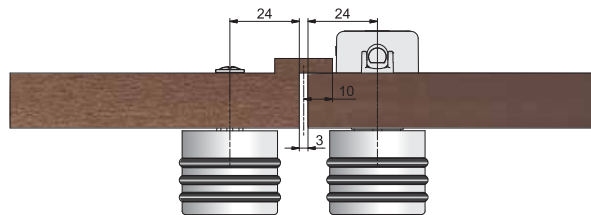
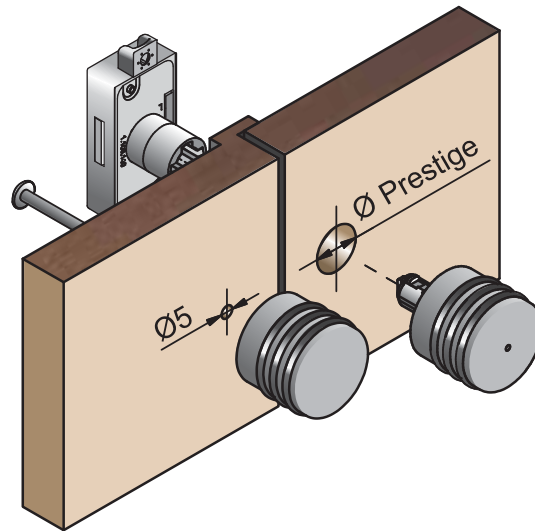
Inox / Edelstahl

50

Further applications on request / Andere Einbausituationen auf Anfrage

Type 404-594

Furniture knobs  
Möbelknöpfe



## Type 404-594

Furniture knobs  
Möbelknöpfe



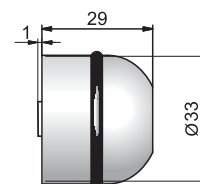
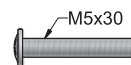
Modell 404

Order-No. Bestell-Nr.	Finish Oberfläche	BQ VE
--------------------------	----------------------	----------

584040000

nickel plated matt / matt vernickelt

100

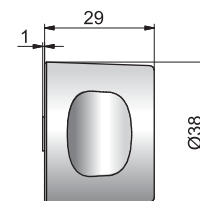
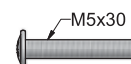


Modell 414

584140000

nickel plated matt / matt vernickelt

100

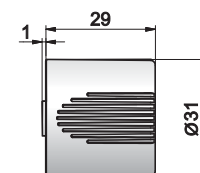
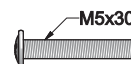


Modell 444

584440000

nickel plated matt / matt vernickelt

150

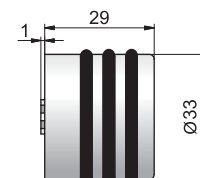
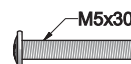


Modell 474

584740000

nickel plated matt / matt vernickelt

50

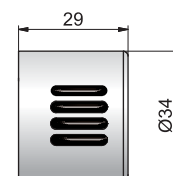
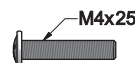


Modell 594

585941000

nickel plated matt / matt vernickelt

50

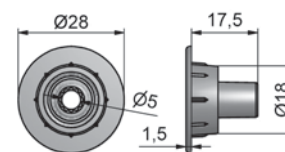


Shim 9081  
Befestigungsscheibe 9081

549081001

nickel plated / vernickelt

100



## New turn-handles

*... one system - multiple possibilities*  
variabel, universal

## Neue Drehgriffe

*... ein System - viele Möglichkeiten*  
variabel, universell

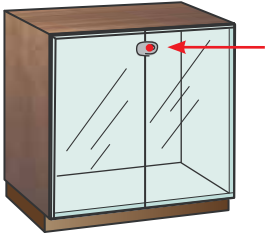


Glas door locks  
Glastürschlösser

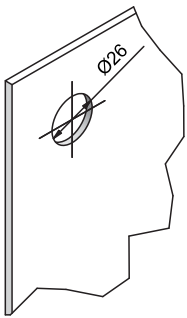
**6**

### Type 320

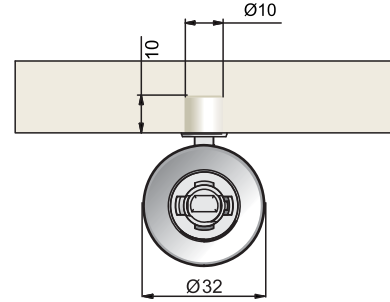
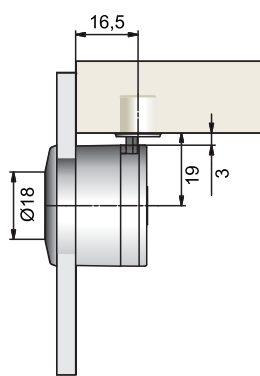
Application example  
Anwendungsbeispiel



Glass door surface mounted  
Glastür aufliegend

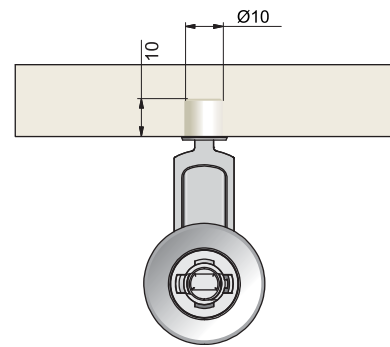
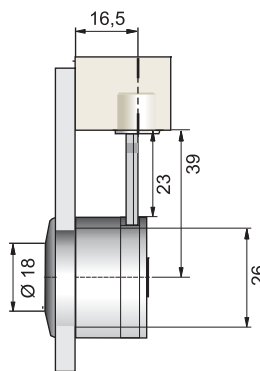


16 mm:



Socket 012 (see page 6.5)  
Arretierungshülse 012 (siehe Seite 6.5)

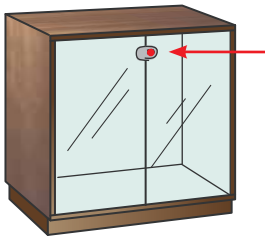
36 mm:



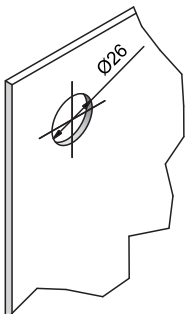
To upgrade key retention (see page 6.7)  
Schlüsselabzugssperre nachrüstbar (siehe Seite 6.7)

### Type 321

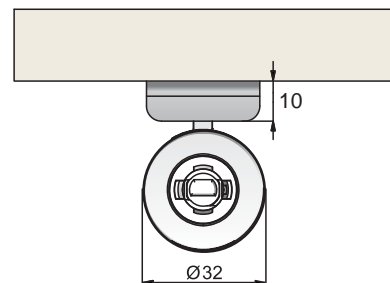
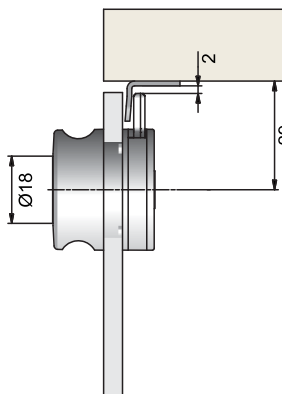
Application example  
Anwendungsbeispiel



Glass door internally mounted  
Glastür innenlegend

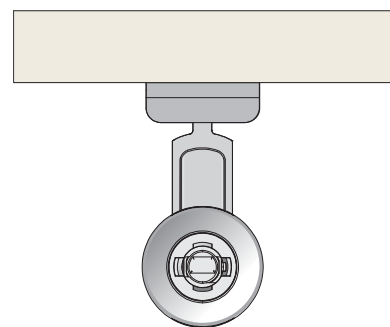
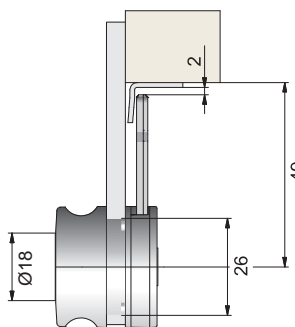


16 mm:



Striker plate 3011 (see chapter 12)  
Anschlagwinkel 3011 (siehe Kapitel 12)

36 mm:



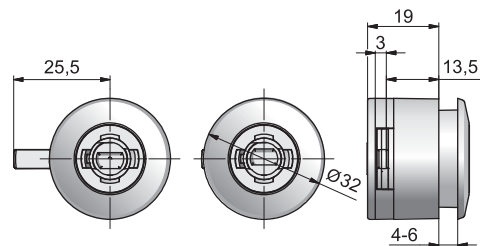
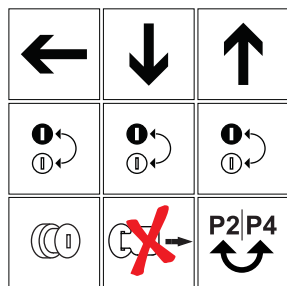
To upgrade key retention (see page 6.7)  
Schlüsselabzugssperre nachrüstbar (siehe Seite 6.7)



## Type 320



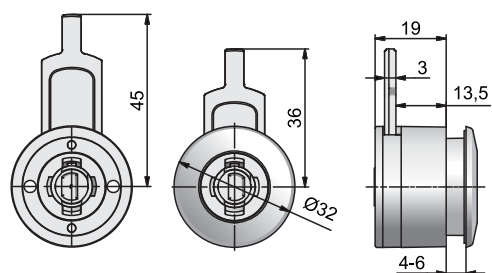
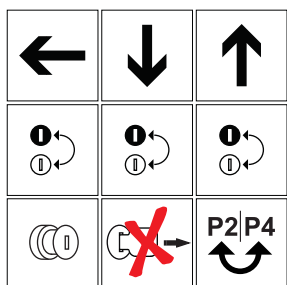
Glass door lock 320  
Glastürschloss 320



Order-No. Bestell-Nr.	Finish Oberfläche	BQ VE
143204165 ←	16 mm nickel plated / vernickelt	50
143204167 ↑	16 mm nickel plated / vernickelt	50
143204168 ↓	16 mm nickel plated / vernickelt	50



Glass door lock 320  
Glastürschloss 320

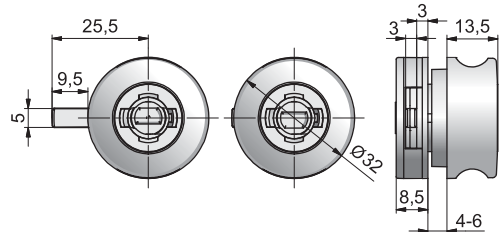
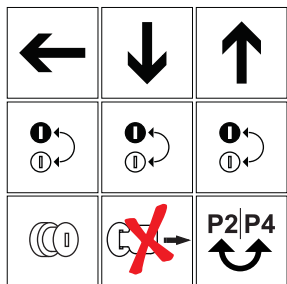


143204365 ←	36 mm nickel plated / vernickelt	50
143204367 ↑	36 mm nickel plated / vernickelt	50
143204368 ↓	36 mm nickel plated / vernickelt	50

## Type 321



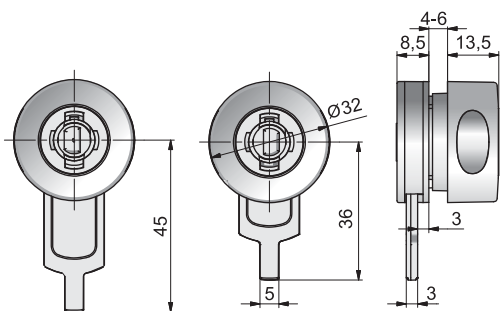
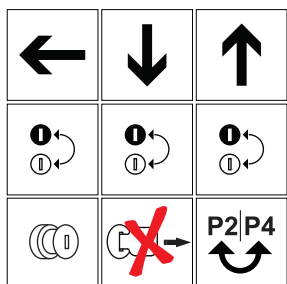
Glass door lock 321  
Glastürschloss 321



143214165 ←	16 mm nickel plated / vernickelt	50
143214167 ↑	16 mm nickel plated / vernickelt	50
143214168 ↓	16 mm nickel plated / vernickelt	50



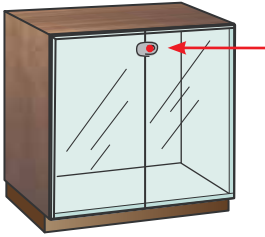
Glass door lock 321  
Glastürschloss 321



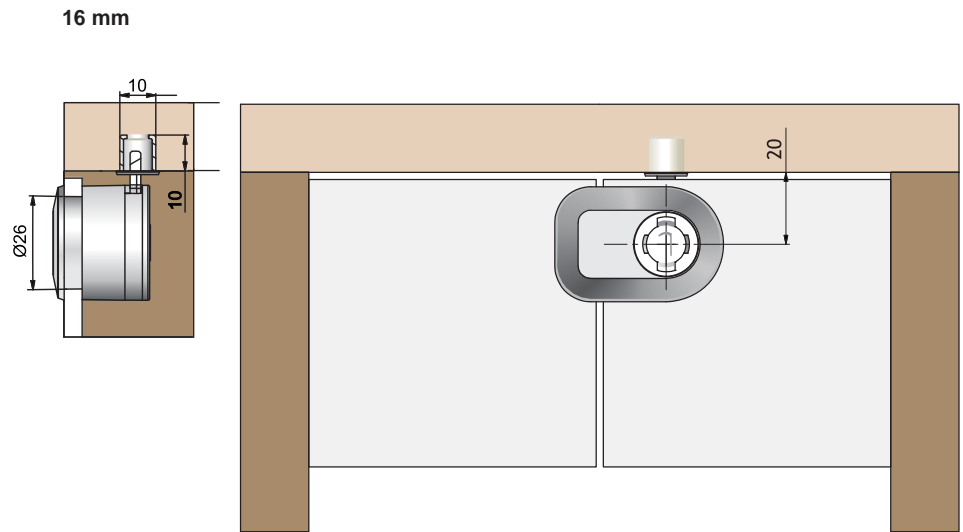
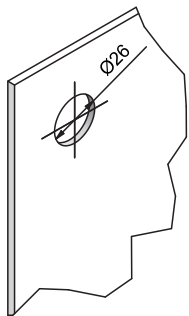
143214365 ←	36 mm nickel plated / vernickelt	50
143214367 ↑	36 mm nickel plated / vernickelt	50
143214368 ↓	36 mm nickel plated / vernickelt	50

## Type 322

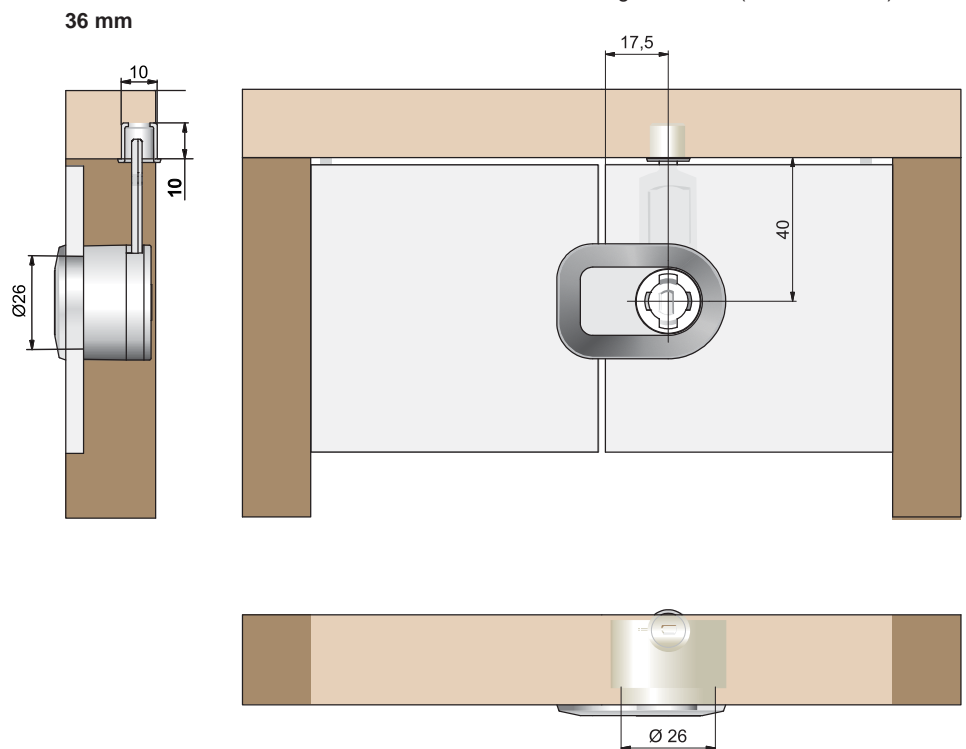
Application example  
Anwendungsbeispiel



Glass door surface mounted /  
internally mounted  
Glastür aufliegend /  
innenliegend



Socket 012 (see page 6.5)  
Arretierungshülse 012 (siehe Seite 6.5)



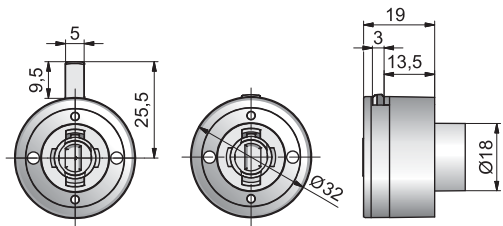
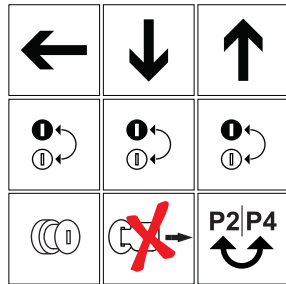
To upgrade key retention (see page 6.7)  
Schlüsselabzugssperre nachrüstbar (siehe Seite 6.7)

## Type 322

Order-No. Bestell-Nr.	Finish Oberfläche	BQ VE
--------------------------	----------------------	----------



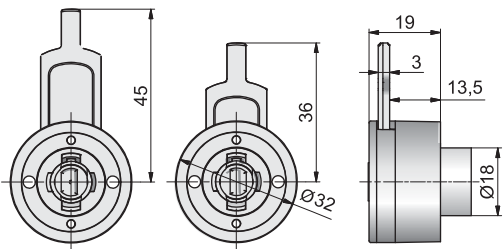
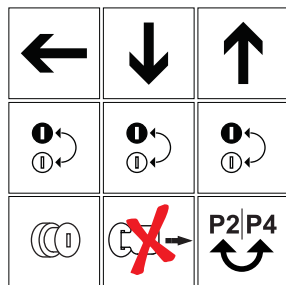
Glass door lock 322  
Glastürschloss 322



143224165	←	16 mm	nickel plated / vernickelt	50
143224167	↑	16 mm	nickel plated / vernickelt	50
143224168	↓	16 mm	nickel plated / vernickelt	25



Glass door lock 322  
Glastürschloss 322



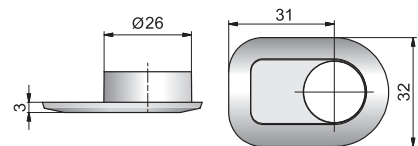
143224365	←	36 mm	nickel plated / vernickelt	50
143224367	↑	36 mm	nickel plated / vernickelt	50
143224368	↓	36 mm	nickel plated / vernickelt	50

## System components

### Systembauteile



Front plate 1  
Frontplatte 1

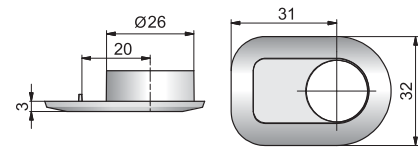


443247321			nickel plated / vernickelt	50
-----------	--	--	----------------------------	----



Front plate 2  
Frontplatte 2

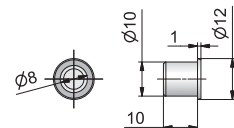
Buffer for inside glass doors  
Mit Dämpfung und Anschlag



443247322			nickel plated / vernickelt	50
-----------	--	--	----------------------------	----



Socket 012  
Arretierungshülse 012

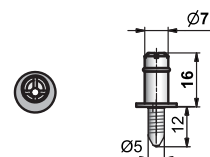


543200120			nickel plated / vernickelt	250
-----------	--	--	----------------------------	-----



Stop 058.5  
Anschlagstift 058.5

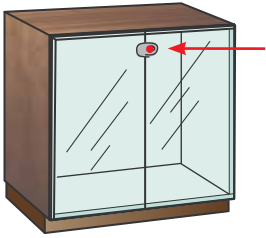
Buffer for use with inside doors.  
Einsatz für innenliegende Glastüren.



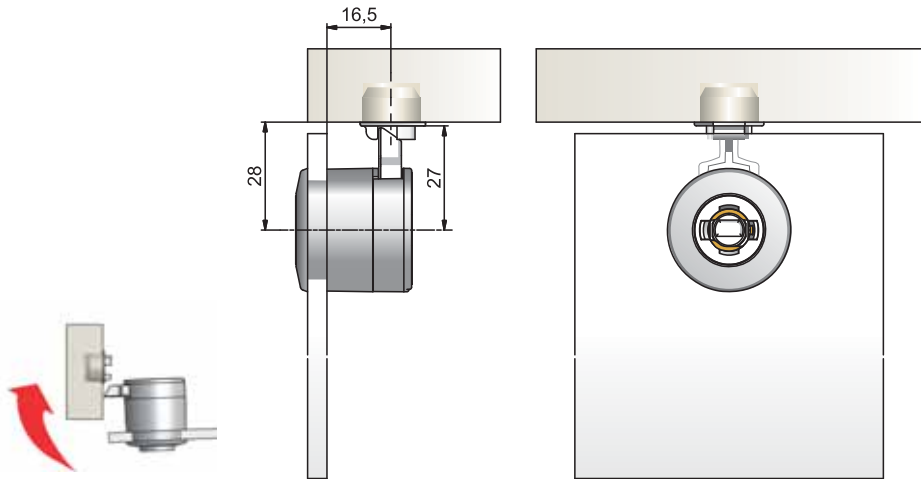
547500585			nickel plated / vernickelt	500
-----------	--	--	----------------------------	-----

### Type 320.01

Application example  
Anwendungsbeispiel

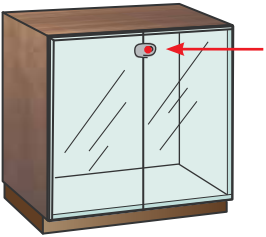


Glass door surface mounted  
Glastür aufliegend

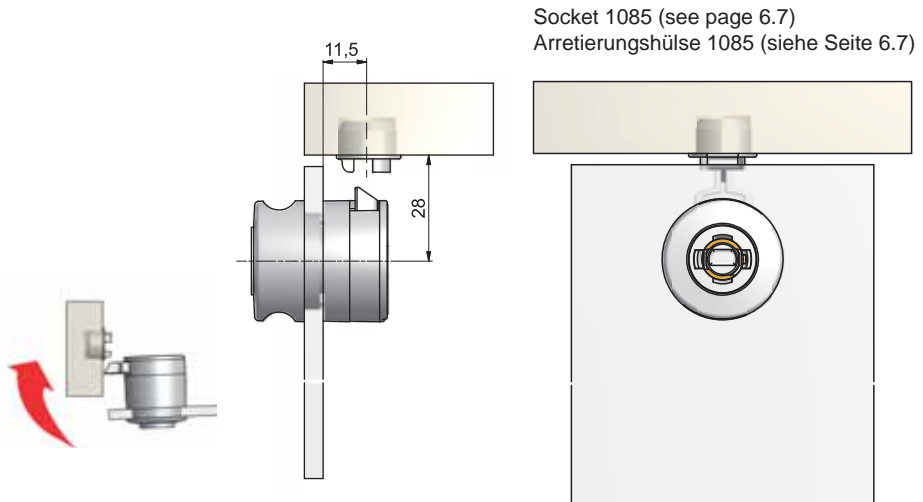


### Type 321.01

Application example  
Anwendungsbeispiel

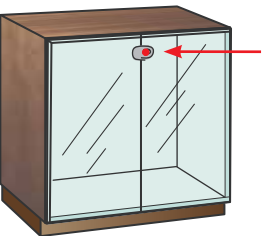


Glass door internally mounted  
Glastür innenlegend

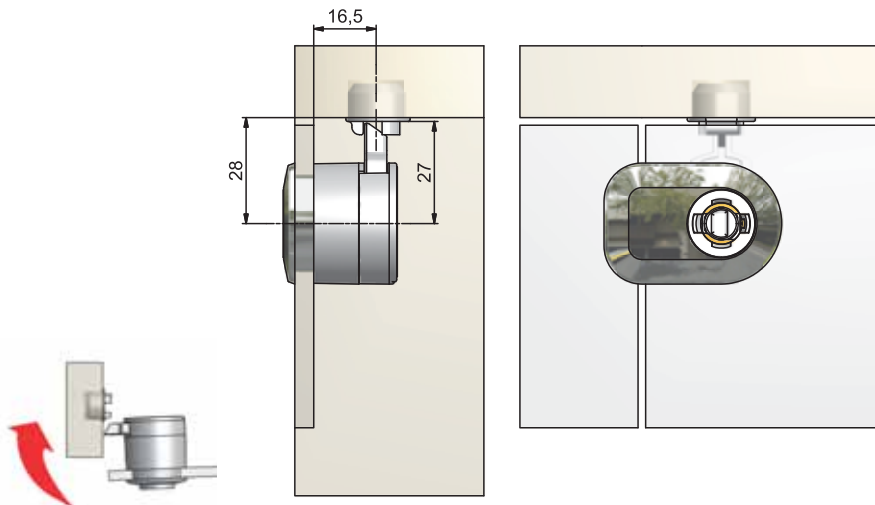


### Type 322.01

Application example  
Anwendungsbeispiel



Glass door internally mounted  
Glastür innenlegend



To upgrade key retention (see page 6.7)  
Schlüsselabzugssperre nachrüstbar (siehe Seite 6.7)

## Type 320.01



Glass door lock 320.01  
Glastürschloss 320.01

Order-No. Bestell-Nr.	Finish Oberfläche	BQ VE
1432021201 ← 20 mm	nickel plated / vernickelt	50
1432021202 → 20 mm	nickel plated / vernickelt	50

## Type 321.01



Glass door lock 321.01  
Glastürschloss 321.01

1432121201 ← 20 mm	nickel plated / vernickelt	50
1432121202 → 20 mm	nickel plated / vernickelt	50

## Type 322.01



Glass door lock 322.01  
Glastürschloss 322.01

1432221201 ← 20 mm	nickel plated / vernickelt	50
1432221202 → 20 mm	nickel plated / vernickelt	50

## System components

### Systembauteile



Socket 1085  
Arretierungshülse 1085

541085001	nickel plated / vernickelt	50



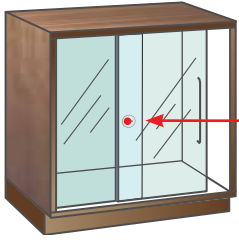
Key retention 0503  
Schlüsselabzugssperre 0503

510000503	white / weiß	100

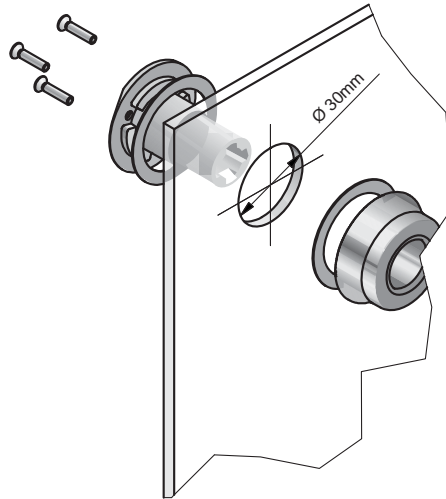
Further system components see page 6.5 / weitere Systembauteile siehe Seite 6.5

### Type 326

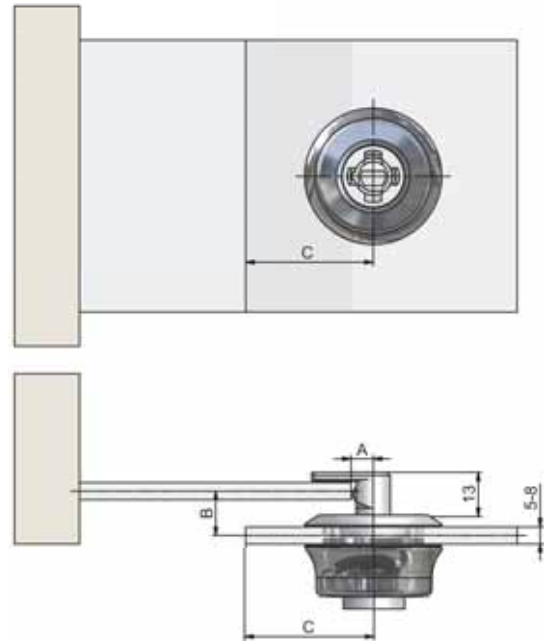
Application example  
Anwendungsbeispiel



Double glass sliding door  
Zweifügelige Glasschiebetür

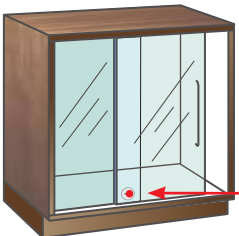


A = 8 mm  
B = 12 mm - 15 mm (Standard 14 mm)  
C = 45 mm (1,5 x d)



### Type 282

Application example  
Anwendungsbeispiel

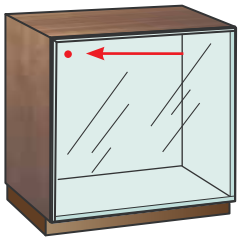


Double glass sliding door  
Zweifügelige Glasschiebetür

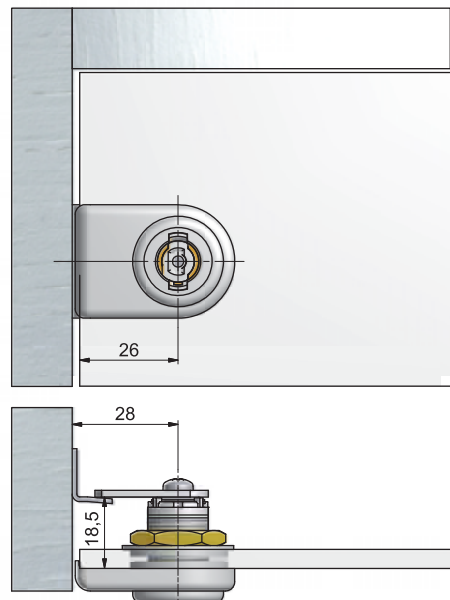
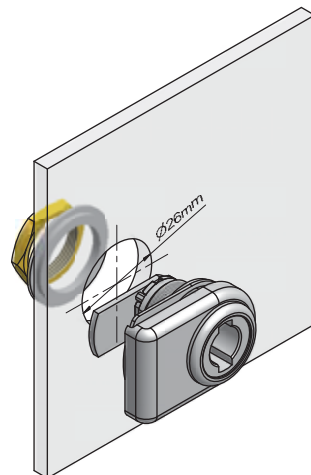


### Type 311

Application example  
Anwendungsbeispiel



Glass door internally mounted  
Glastür innenliegend



## Type 326



Lock for glass sliding door 326  
Glasschiebetürschloss 326

Order-No. Bestell-Nr.	Finish Oberfläche	BQ VE
143262005 ←	nickel plated / vernickelt	25

## Type 282



Lock for glass sliding door 282  
Glasschiebetürschloss 282

132824215 ←	chrome plated / verchromt	100
-------------	---------------------------	-----

Suitable for glass sliding door fitting system  
Passend zum Glasschiebetür - Beschlagsystem

Supra - Willach up to 8 mm glass thickness.  
Supra - Willach bis 8 mm Glasdicke.

## Type 311



Lock 311 with front plate 4710  
Schloss 311 mit Frontplatte  
4710

1431128001 ←	20 mm 180°	nickel plated / vernickelt	50
--------------	------------	----------------------------	----

Further system components see chapter 11 / weitere Systembauteile siehe Kapitel 11

## Gold platet

... know how for the future  
elegant, high value, eco-friendly



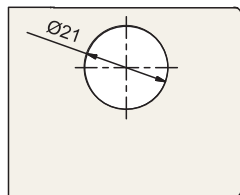
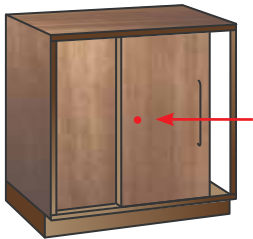


Sliding door locks  
Schiebetürschloss

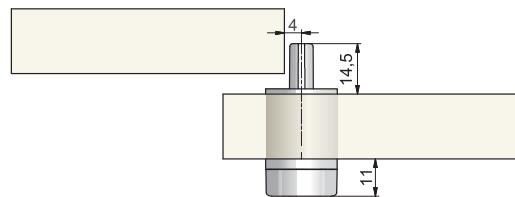
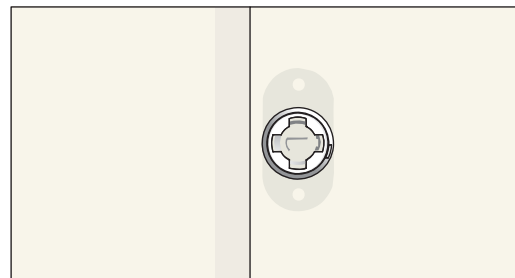


## Type 501

Application example  
Anwendungsbeispiel

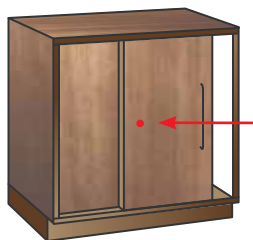


Drilling template without rosette  
Bohrbild ohne Rosette

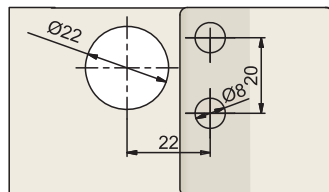


## Type 514

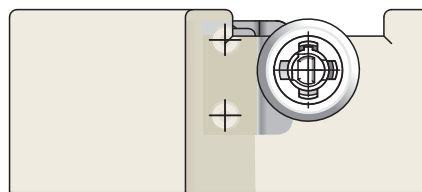
Application example  
Anwendungsbeispiel



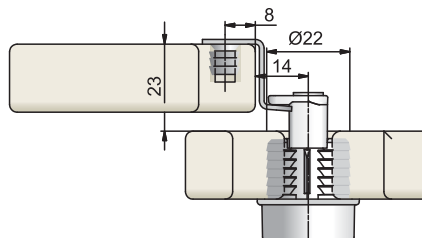
Drilling template / Bohrbild



Distance / Hub 11,5 mm

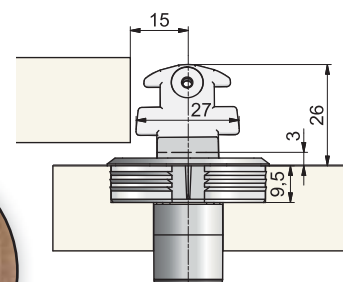
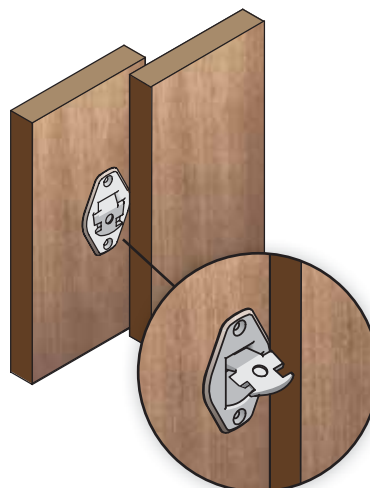
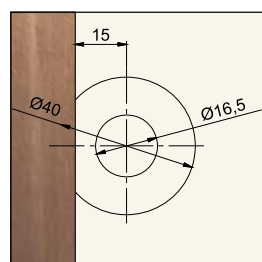
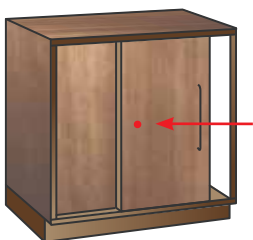


Striker plate 3014.1 (see page 7.3)  
Anschlagwinkel 3014.1 (siehe Seite 7.3)



## Type 515

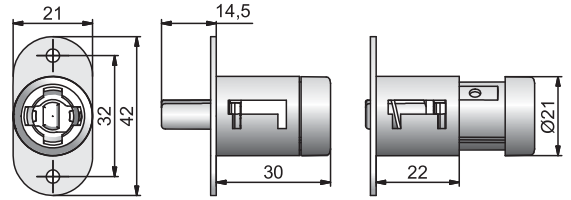
Application example  
Anwendungsbeispiel



## Type 521



Push cylinder 521  
Druckzylinder 521



1452142005 ←

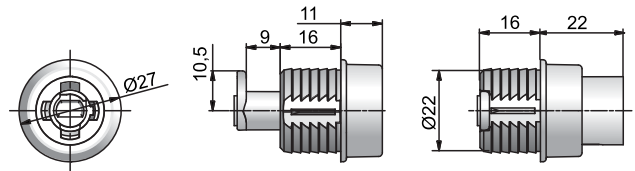
nickel plated / vernickelt

50

## Type 514



Push-turn cylinder 514  
Dreh-Druckzylinder 514



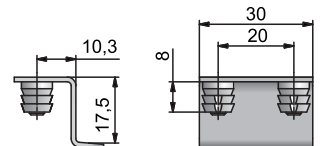
145142005 ←

nickel plated / vernickelt

25



Striker plate 3014.1  
Anschlagwinkel 3014.1



443014101

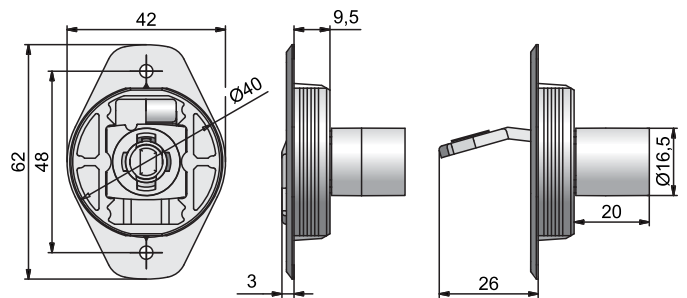
nickel plated / vernickelt

100

## Type 515



Lock for sliding doors 515  
Schiebetürschloss 515



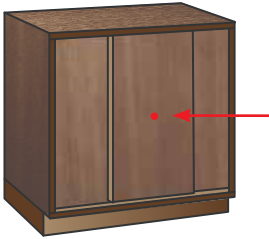
1451542001 ←

nickel plated / vernickelt

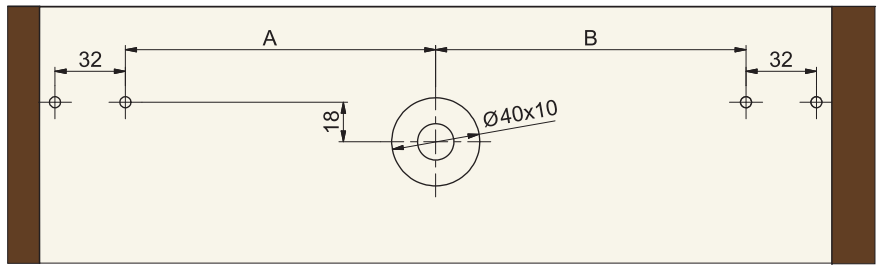
50

## System S65

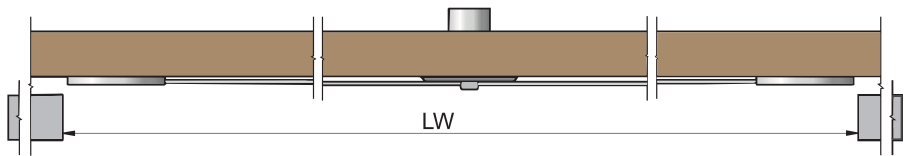
Application example  
Anwendungsbeispiel



Drilling template  
Bohrbild

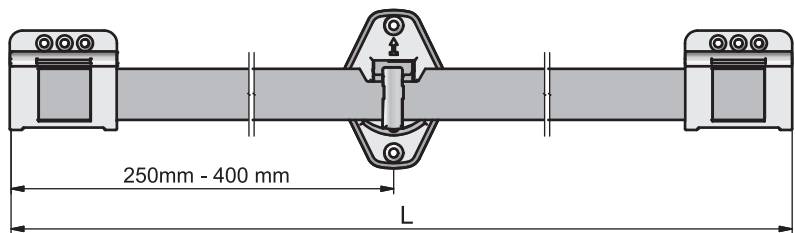


$$A/B = \frac{LW}{2} - 38$$

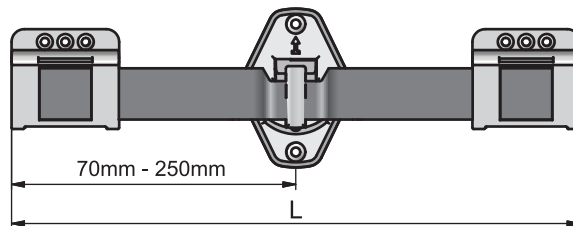


$$L = LW - 4$$

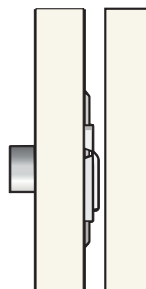
Swing bar 51.2  
Verschlussblech 51.2



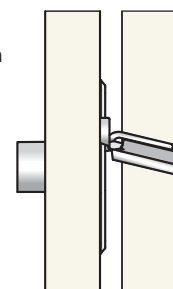
Swing bar 51.3  
Verschlussblech 51.3



open  
geöffnet

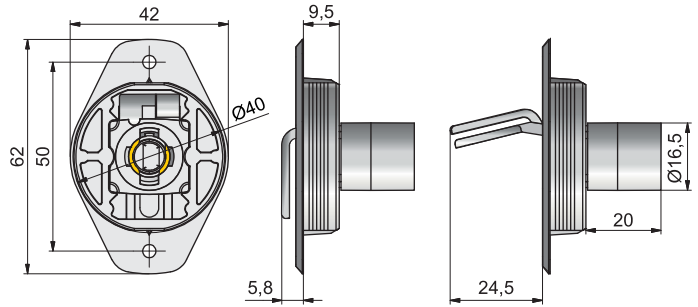
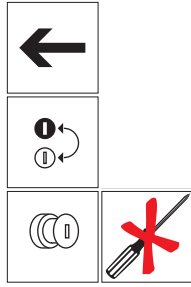


closed  
geschlossen



# System S65

Order-No. Bestell-Nr.	Finish Oberfläche	BQ VE
--------------------------	----------------------	----------

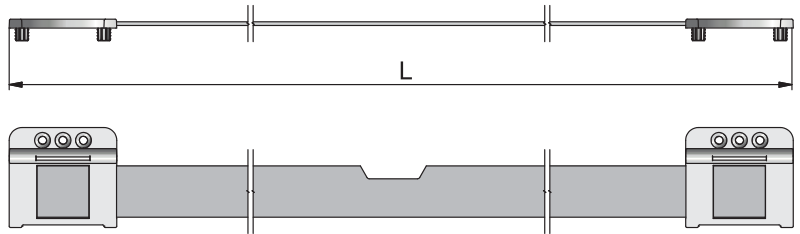


Lock for sliding doors 515.02  
Schiebetürschloss 515.02

1451542025 ←	nickel plated / vernickelt	50
--------------	----------------------------	----



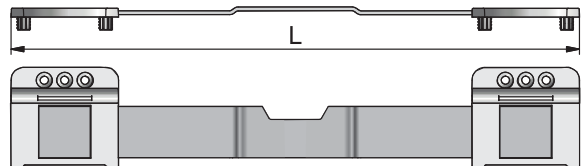
Swing bar 51.2  
Verschlussblech 51.2



405108002	800mm	nickel plated / vernickelt	50
-----------	-------	----------------------------	----



Swing bar 51.3  
Verschlussblech 51.3




405104003	400mm	nickel plated / vernickelt	50
-----------	-------	----------------------------	----

## Type 515

New and innovative locking  
... *Perfection for sliding doors*

Die neue, innovative Schloss-Technik  
... *Perfektion für Schiebetüren*



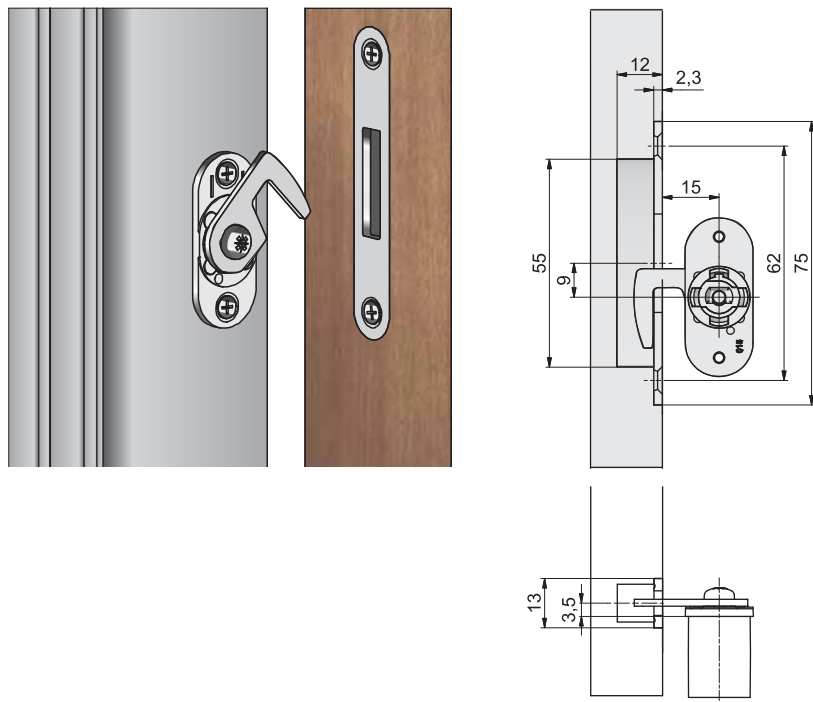
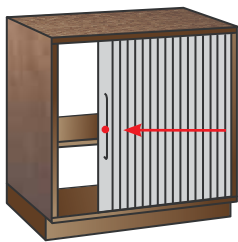
← SLIDE →

Tambour locks  
Rolljalousieschlösser



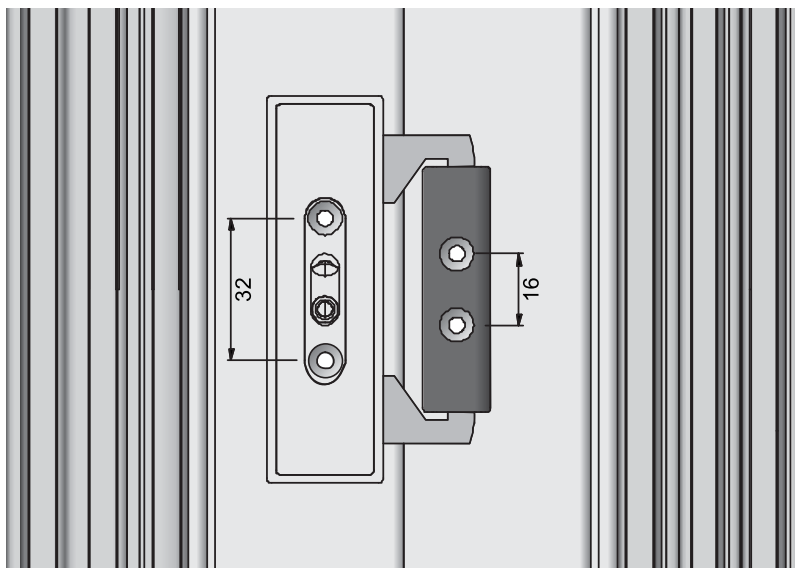
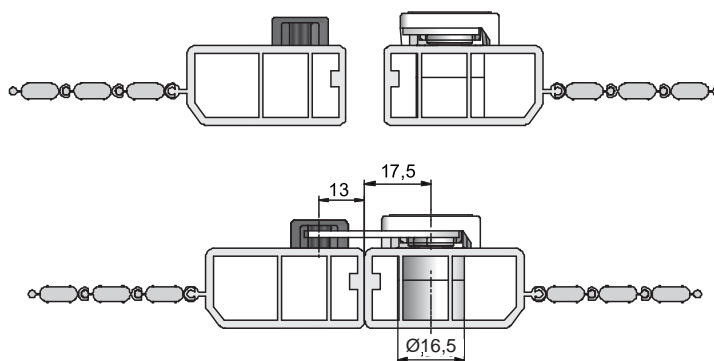
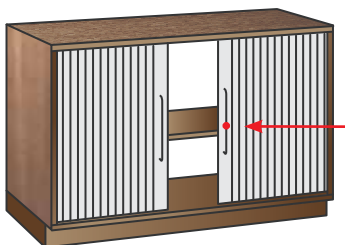
### Type 375

Application example  
Anwendungsbeispiel



### Type 415

Application example  
Anwendungsbeispiel



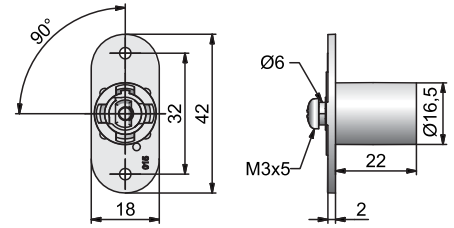
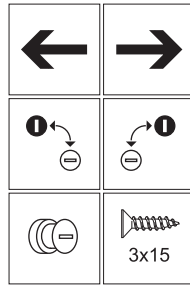


## Type 375

Order-No. Bestell-Nr.	Finish Oberfläche	BQ VE
--------------------------	----------------------	----------



Cylinder lock 375  
Hebelzylinder 375

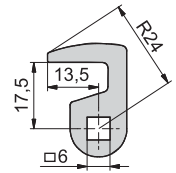


1437544021 ←	nickel plated / vernickelt	50
1437644022 →	nickel plated / vernickelt	50



Bolt 472  
Riegel 472

Other bolt on request / Sonderriegel auf Anfrage  
For futher system components see chapter 12 / Weiteres Zubehör siehe Kapitel 12

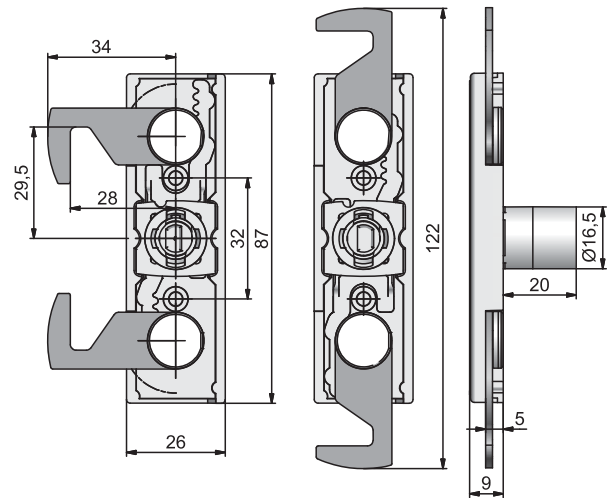
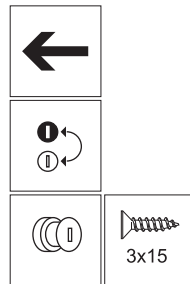


443714720	nickel plated / vernickelt	250
-----------	----------------------------	-----

## Type 415



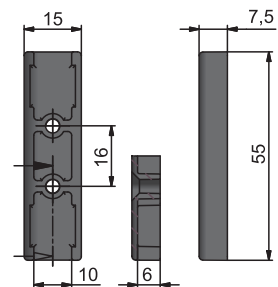
Roller shutter lock 415  
Rolljalousieschloss 415



1441542005 ←	nickel plated / vernickelt	50
--------------	----------------------------	----



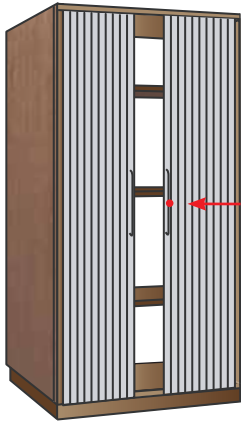
Stopper 4155  
Anschlag 4155



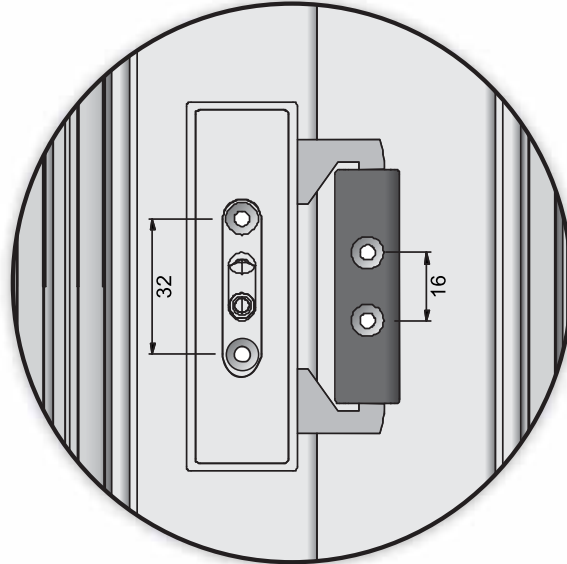
464155000	black / schwarz	100
-----------	-----------------	-----

## System 415

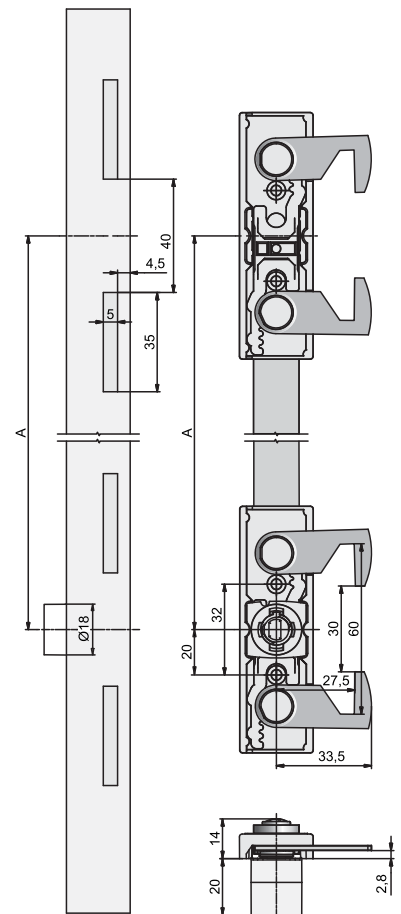
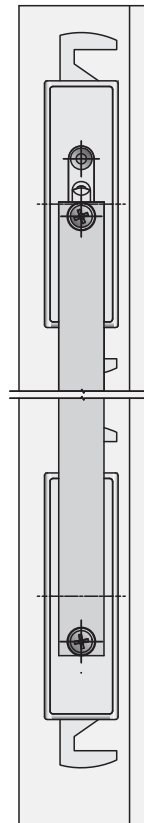
Application example  
Anwendungsbeispiel



Multi-point lock  
Mehrpunktverriegelung



A = min. 300 mm  
max. 800 mm



## System 415

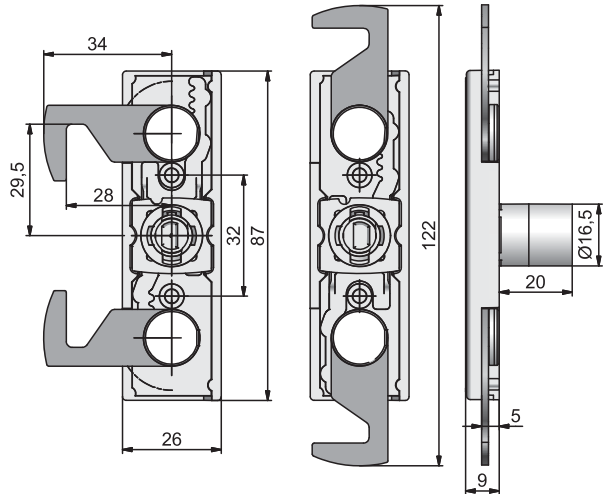
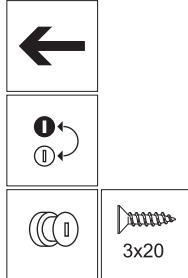


Roller shutter lock 415  
Rolljalousieschloss 415

Order-No.  
Bestell-Nr.

Finish  
Oberfläche

BQ  
VE



1441542001 ←

nickel plated / vernickelt

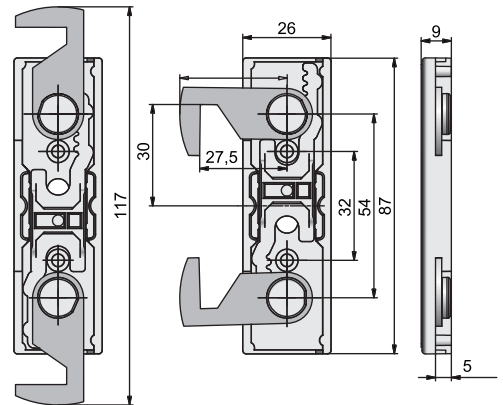
50

## System components

Systembauteile



Locking component 4150  
Verriegelungselement 4150



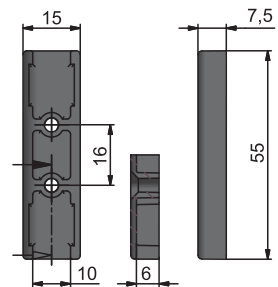
444150000

nickel plated / vernickelt

50



Stopper 4155  
Anschlag 4155



464155000

black / schwarz

100

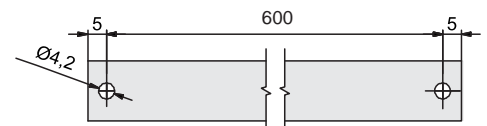


Bar 41.5  
Stange 41.5

Further lengths on request / Weitere Längen auf Anfrage

434106005

50

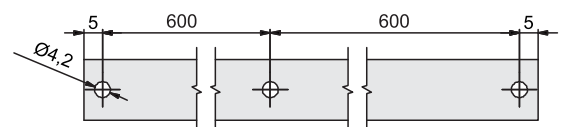


Bar 41.6  
Stange 41.6

Further lengths on request / Weitere Längen auf Anfrage

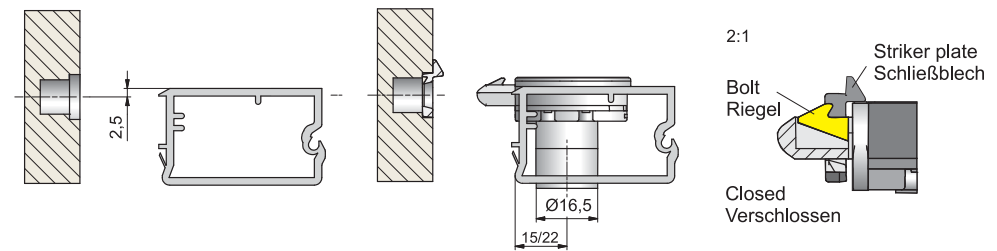
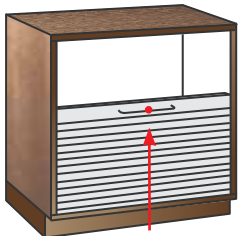
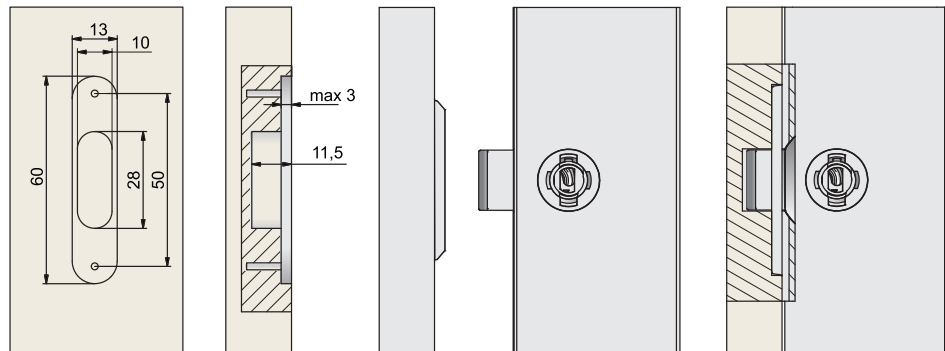
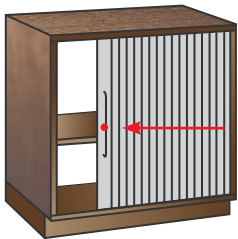
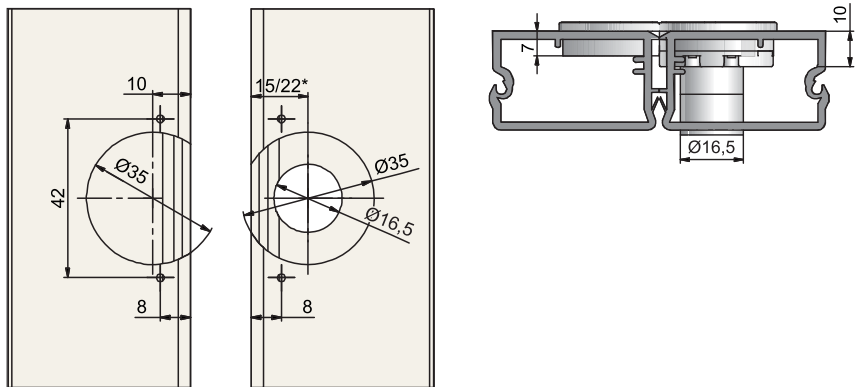
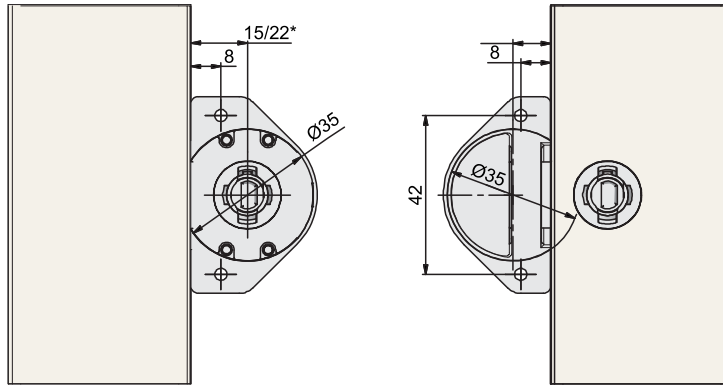
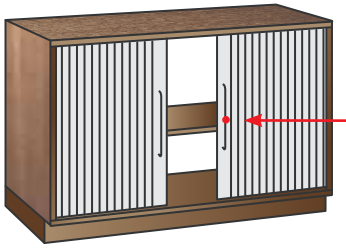
434106006

50



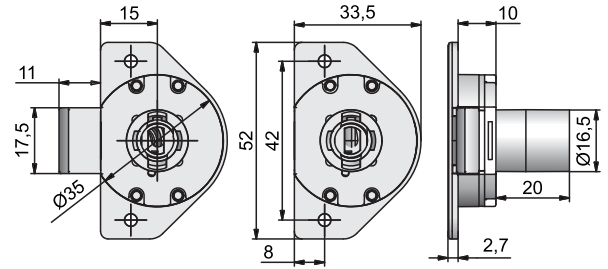
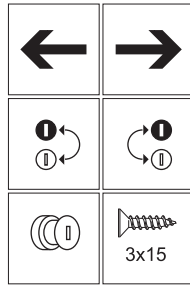
Type 416

Application example  
Anwendungsbeispiel



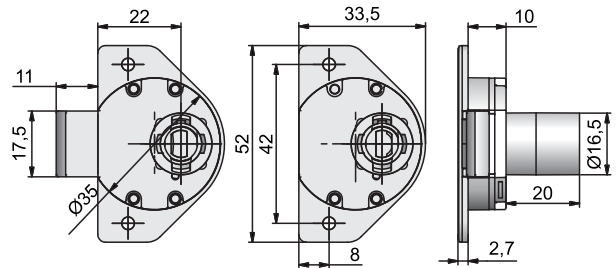
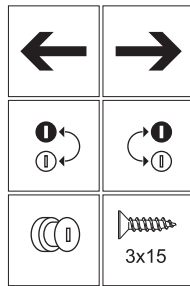
## Type 416

Order-No. Bestell-Nr.	Finish Oberfläche	BQ VE
--------------------------	----------------------	----------



Tambour lock 416  
Rolljalousieschloss 416

<b>1441642151</b> ←	15 mm	nickel plated / vernickelt	50
<b>1441642152</b> →	15 mm	nickel plated / vernickelt	50



Tambour lock 416  
Rolljalousieschloss 416

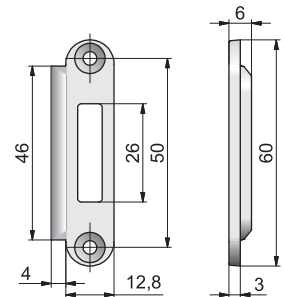
<b>1441642221</b> ←	22 mm	nickel plated / vernickelt	50
<b>1441642222</b> →	22 mm	nickel plated / vernickelt	50

## System components

Systembauteile



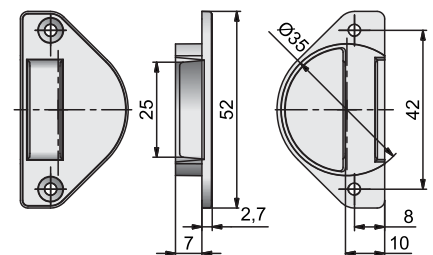
Striker plate 4161  
Schließblech 4161



<b>444161000</b>	nickel plated / vernickelt	250
------------------	----------------------------	-----



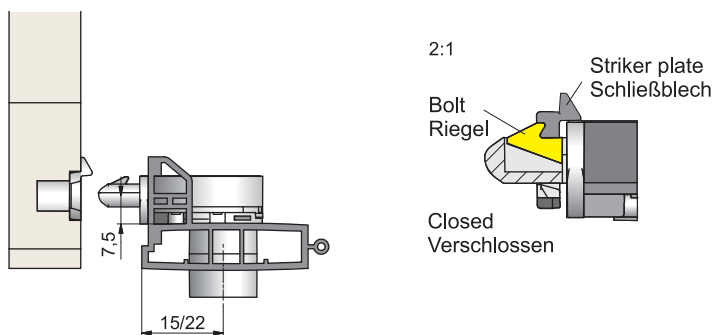
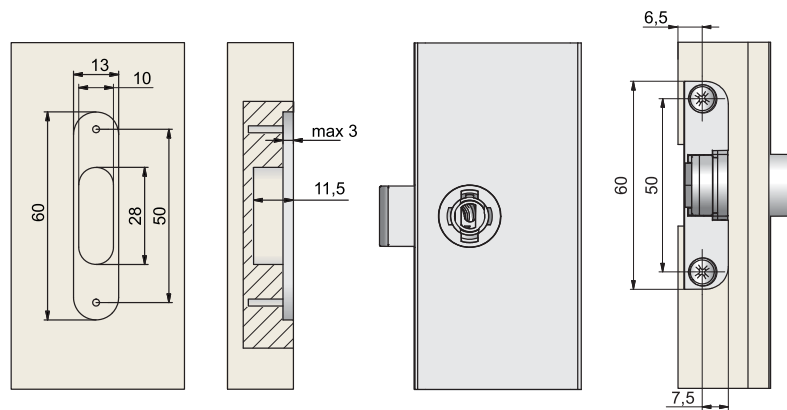
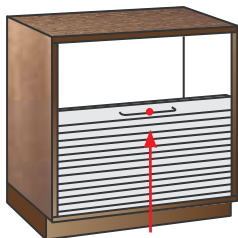
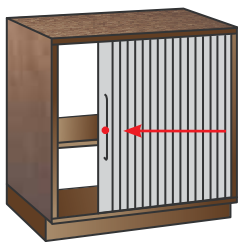
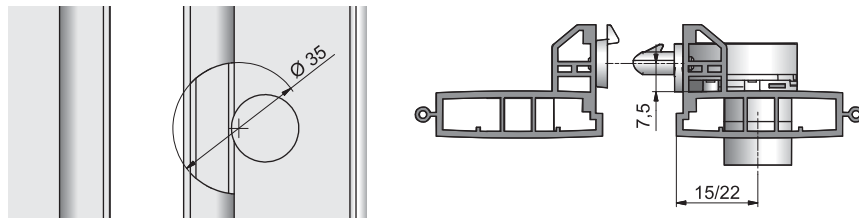
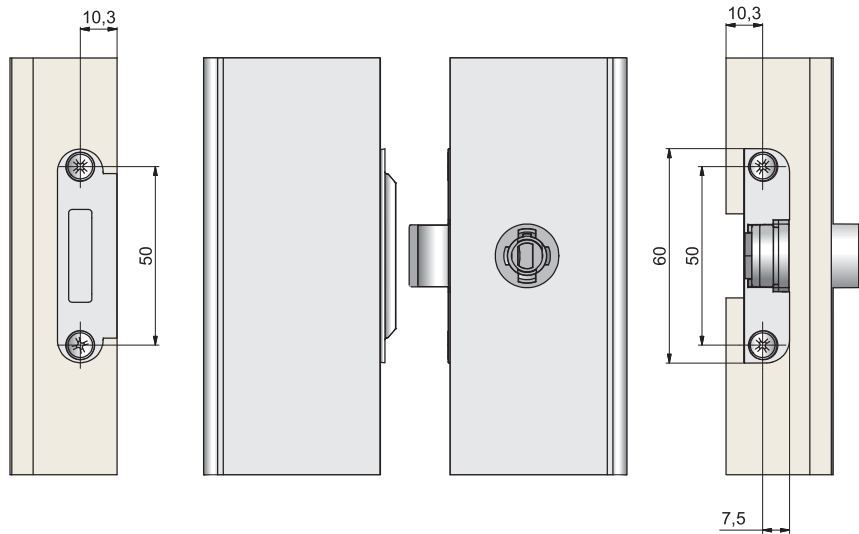
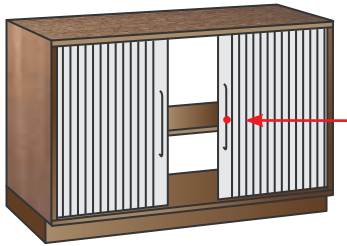
Striker plate 4165  
Schließblech 4165



<b>444165000</b>	nickel plated / vernickelt	100
------------------	----------------------------	-----

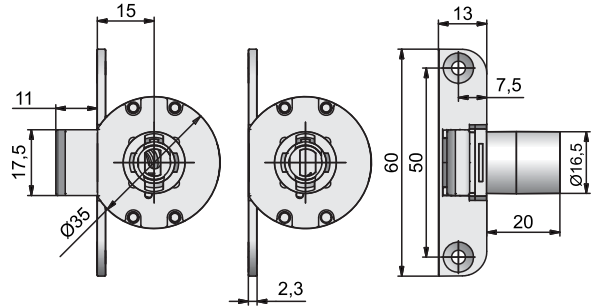
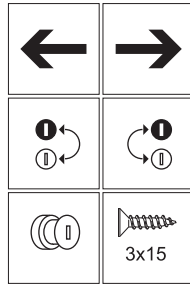
Type 416.1

Application example  
Anwendungsbeispiel



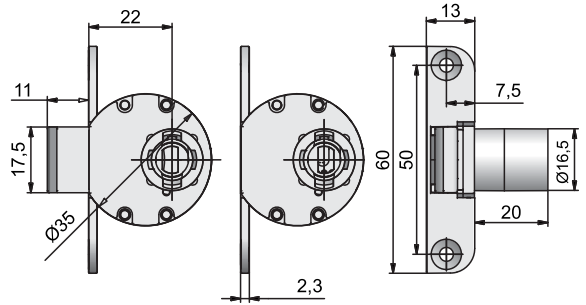
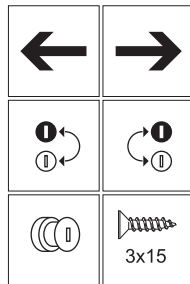
## Type 416.1

Order-No. Bestell-Nr.	Finish Oberfläche	BQ VE
--------------------------	----------------------	----------



Tambour lock 416.1  
Rolljalousieschloss 416.1

<b>1441641151</b> ←	15 mm	nickel plated / vernickelt	50
<b>1441641152</b> →	15 mm	nickel plated / vernickelt	50



Tambour lock 416.1  
Rolljalousieschloss 416.1

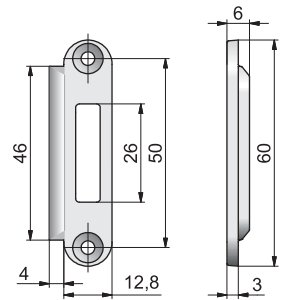
<b>1441641221</b> ←	22 mm	nickel plated / vernickelt	50
<b>1441641222</b> →	22 mm	nickel plated / vernickelt	50

## System components

Systembauteile



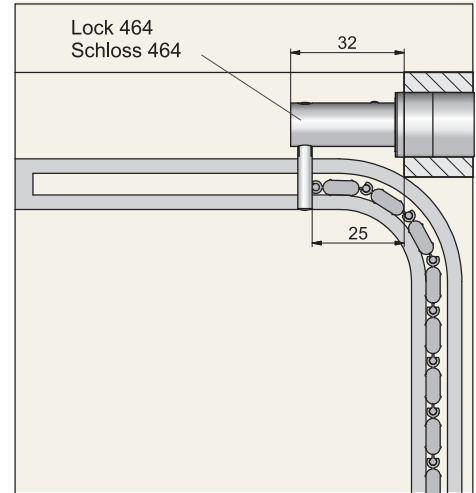
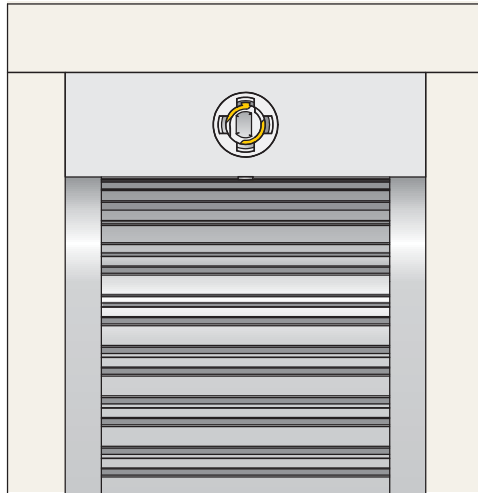
Striker plate 4161  
Schließblech 4161



<b>444161000</b>	nickel plated / vernickelt	50
------------------	----------------------------	----

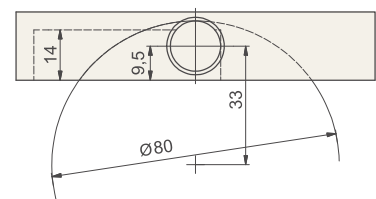
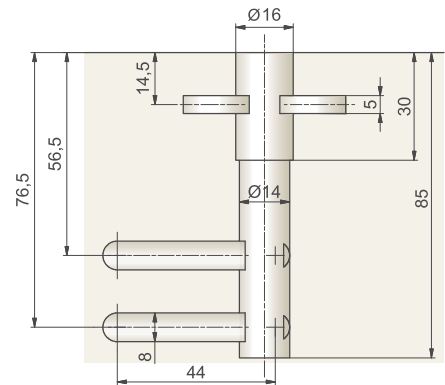
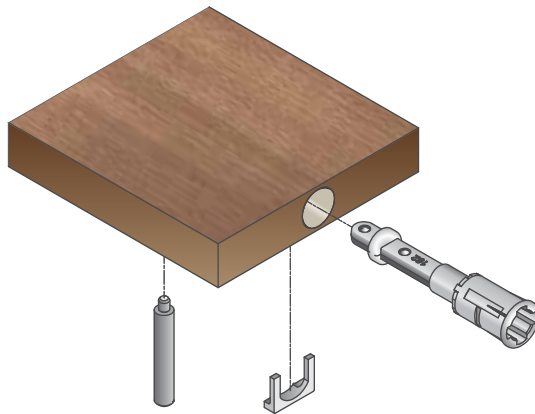
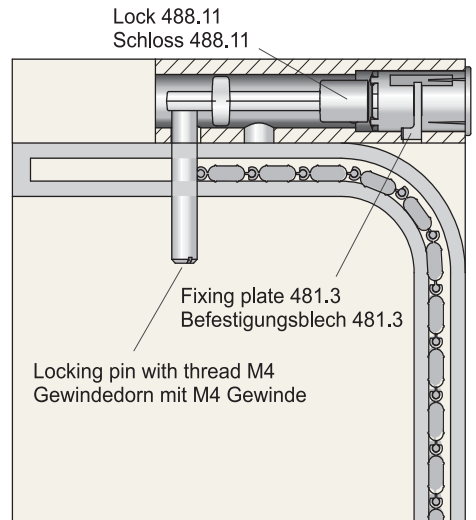
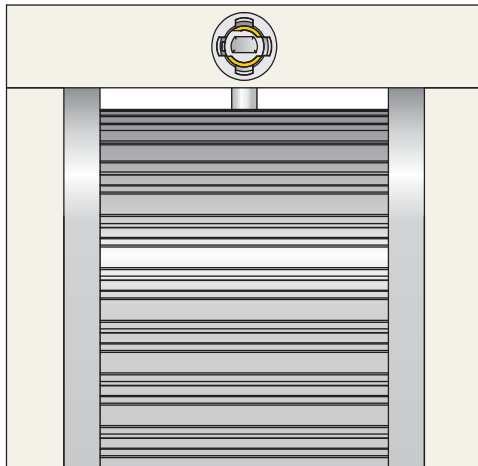
Type 464

Application example  
Anwendungsbeispiel



Type 488

Application example  
Anwendungsbeispiel



Detent pins on request / Sperrstifte auf Anfrage



## Type 464

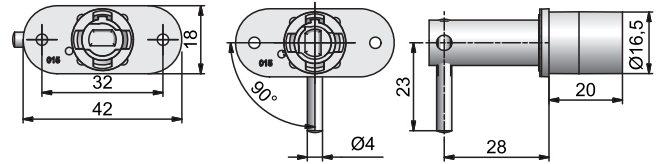
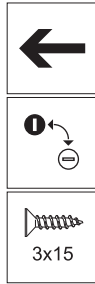


Cylinder lock 464  
Zylinderverschluss 464

Order-No.  
Bestell-Nr.

Finish  
Oberfläche

BQ  
VE



1446442001 ←

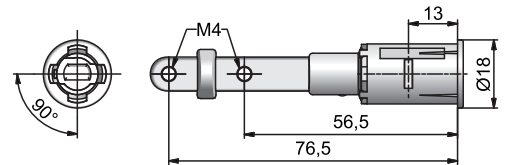
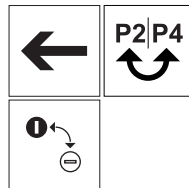
nickel plated / vernickelt

50

## Type 488



Cylinder lock 488.11  
Zylinderverschluss 488.11



1448840020 ←

nickel plated / vernickelt

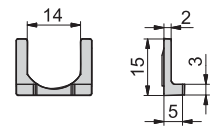
50

## System components

Systembauteile



Fixing plate 481.3  
Befestigungsblech 481.3



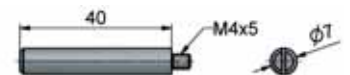
444810030

nickel plated / vernickelt

50



Locking pin with thread M4  
Dorn mit M4 Gewinde



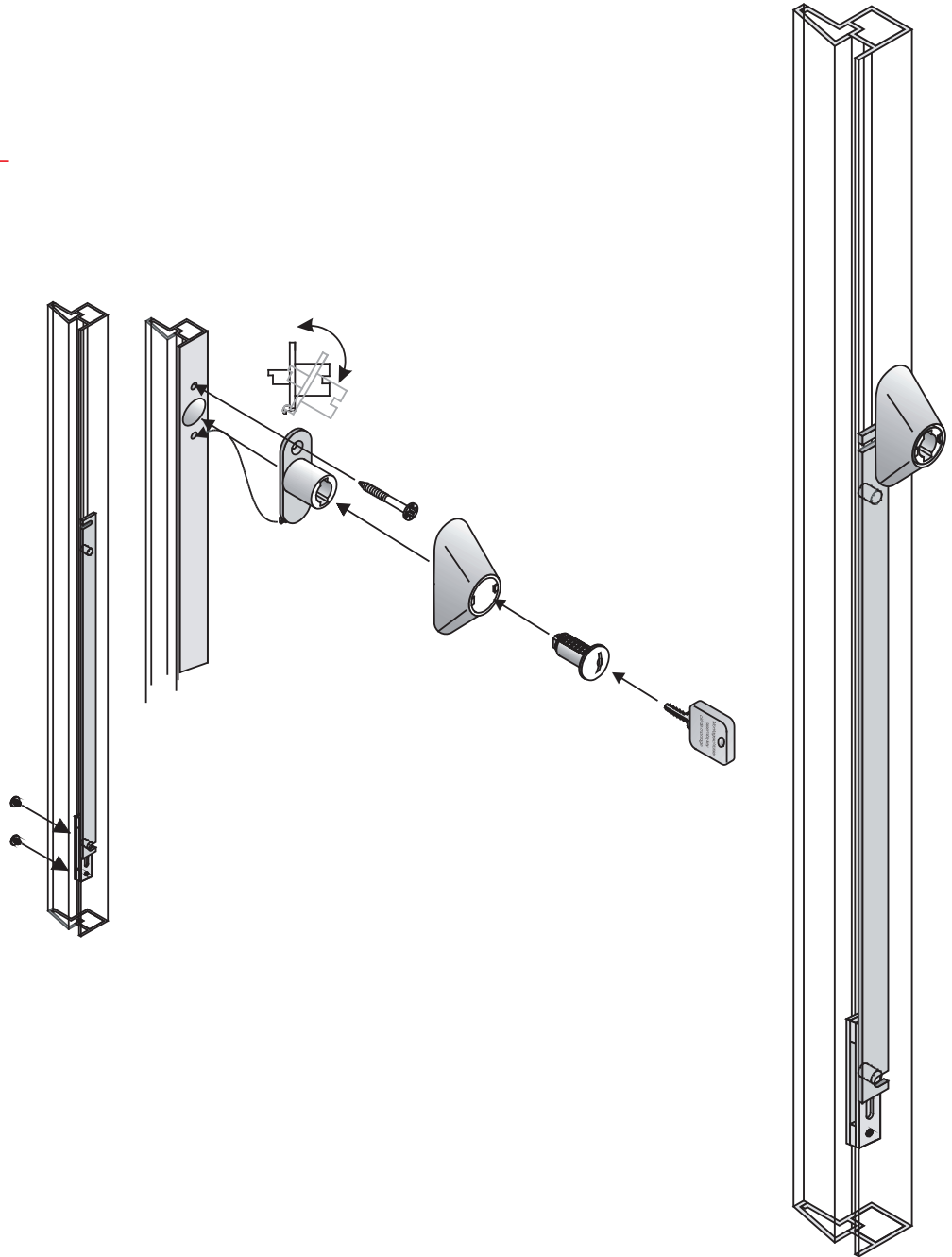
404107405

Steel / Stahl

50

## Type 590

Application example  
Anwendungsbeispiel

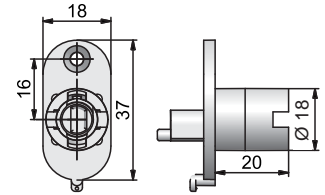
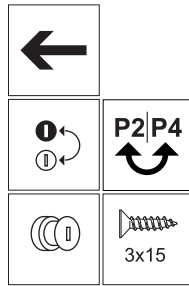


## Type 590

Order-No. Bestell-Nr.	Finish Oberfläche	BQ VE
--------------------------	----------------------	----------



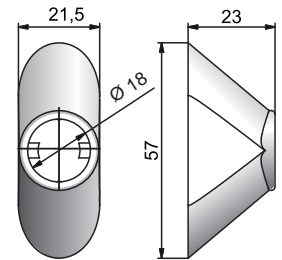
Tambour lock 590  
Rolljalousieschloss 590



145902005 ←	nickel plated / vernickelt	50
-------------	----------------------------	----



Cover 590.1  
Abdeckung 590.1



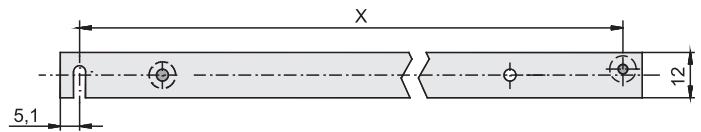
545900001	nickel plated / vernickelt	50
-----------	----------------------------	----

## System components

System components Rehau  
Systembauteile Rehau



Lifting bar 58.5  
Hubstange 58.5

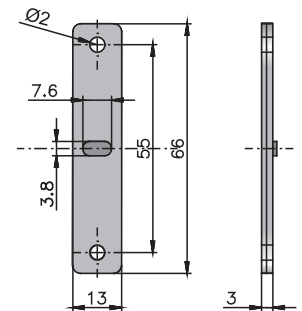


Calculation of lifting bar 58.5 length on request / Berechnung Hubstange 58.5 auf Anfrage

405809005		50
-----------	--	----



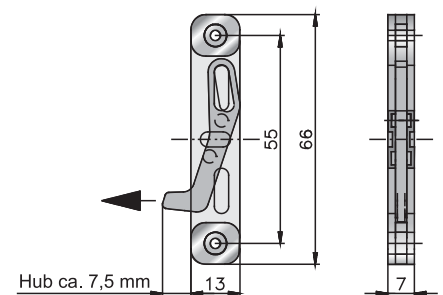
Spacer 594  
Distanzplatte 594



465940002		50
-----------	--	----



Wedge 594.1  
Kulisse 594.1






445940001		50
-----------	--	----

## Type 416 / 416.1

The lock program for roller shutters  
*... a lock for all market requirements*

Das Schlossprogramm für Rolljalousien  
*... universell einsetzbar*

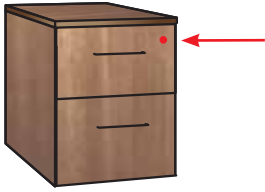


Central locking systems  
Containerverschlüsse

9

## System 42

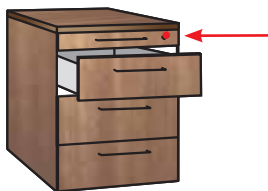
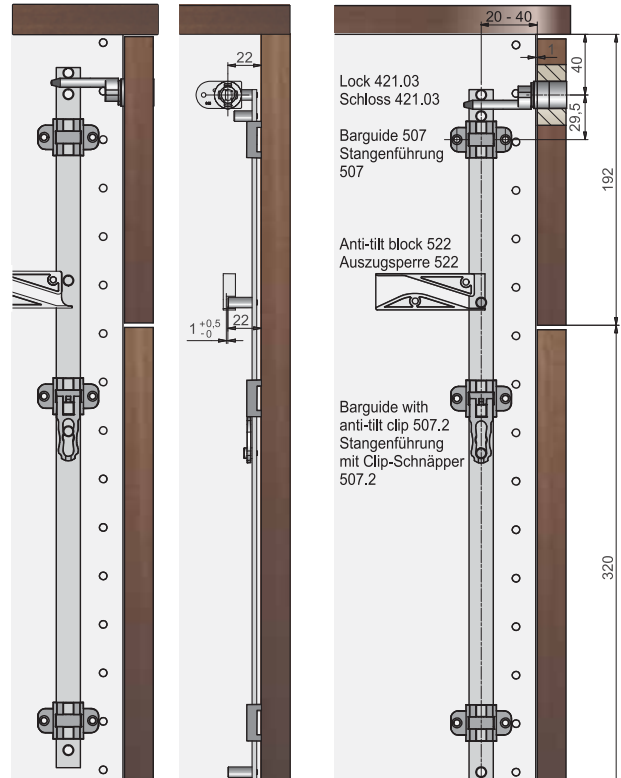
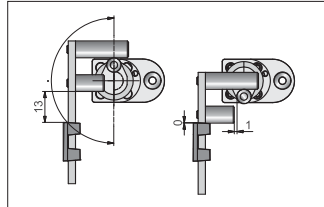
Application example  
Anwendungsbeispiel



Surface mounted locking bar  
Zentralverschlussstange aufliegend

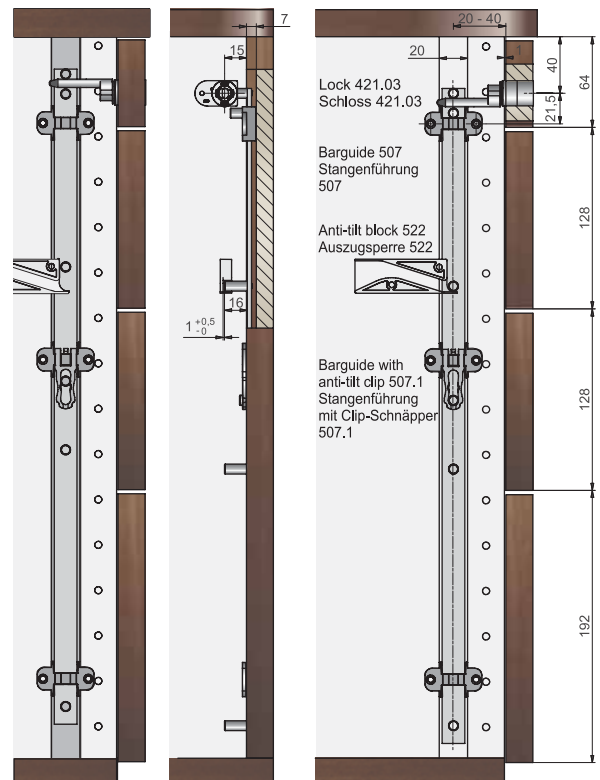
Pedestal without pen tray  
Container ohne Materialschub

Stroke 13 mm  
Verschlusshub 13 mm



Pedestal with pen tray  
Container mit Materialschub

Recessed locking bar  
Zentralverschlussstange eingelassen



Other dimensions based on other system components on request.  
Weitere Komponenten, Einbauzeichnungen erhalten Sie auf Anfrage.

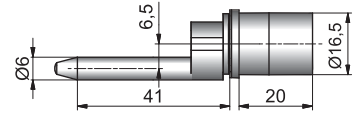
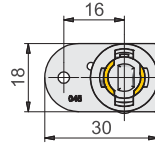
## System 42

Central locking  
Zentralverschluss



Lock 421.03  
Schloss 421.03

Order-No. Bestell-Nr.	Finish Oberfläche	BQ VE
--------------------------	----------------------	----------



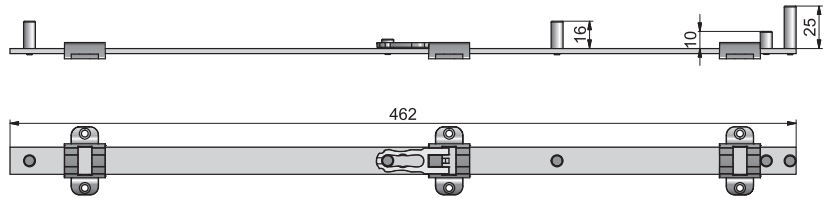
<b>1442142031</b> ←	nickel plated / vernickelt	50
---------------------	----------------------------	----

## System components

Systembauteile



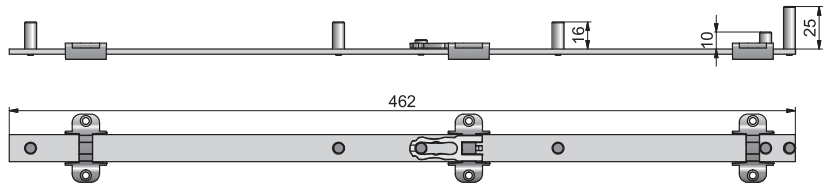
Locking bar 42  
Verschlussstange 42



surface mounted / aufliegend			
<b>404246850</b>	462 mm	Steel / Stahl	100



Locking bar 42  
Verschlussstange 42

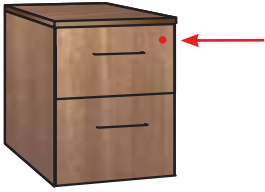


recessed / innenliegend			
<b>404246840</b>	462 mm	Steel / Stahl	100

Further lengths on request / Weitere Längen auf Anfrage

## System 47

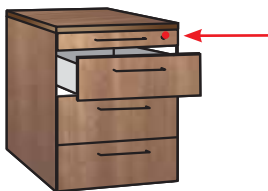
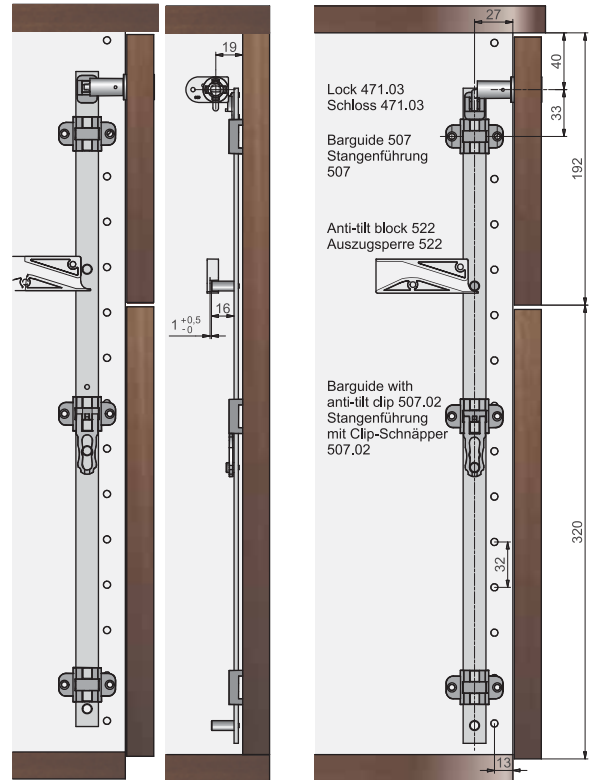
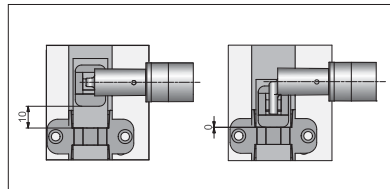
Application example  
Anwendungsbeispiel



Pedestal without pen tray  
Container ohne Materialschub

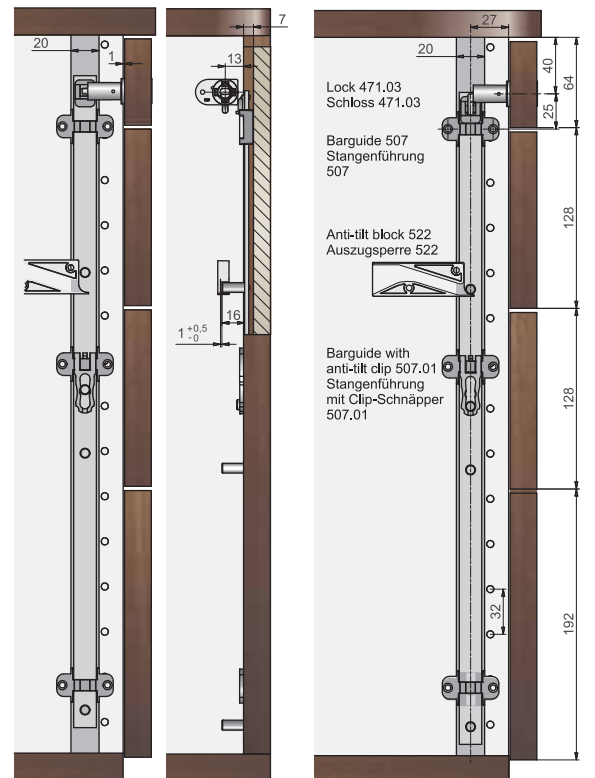
Surface mounted locking bar  
Zentralverschlussstange aufliegend

Stroke 10 mm  
Verschlusshub 10 mm



Pedestal with pen tray  
Container mit Materialschub

Recessed locking bar  
Zentralverschlussstange eingelassen



Other dimensions based on other system components on request.  
Weitere Komponenten, Einbauzeichnungen erhalten Sie auf Anfrage.



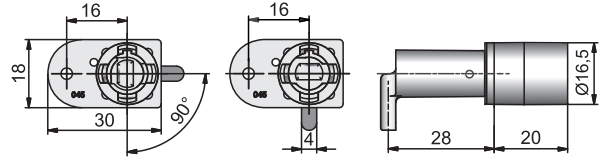
## System 47

Central locking  
Zentralverschluss



Lock 471.03  
Schloss 471.03

Order-No. Bestell-Nr.	Finish Oberfläche	BQ VE
1447142031 ←	nickel plated / vernickelt	50



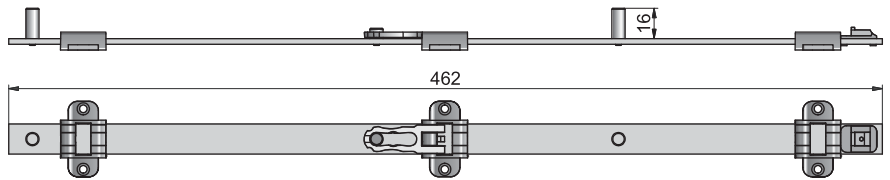
## System components

Systembauteile



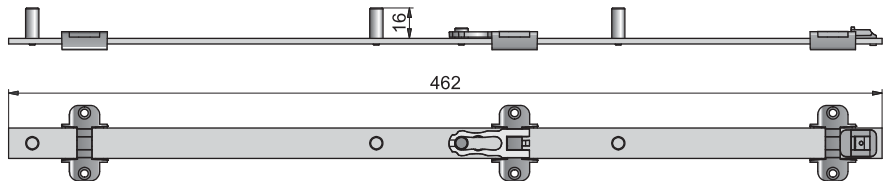
Locking bar 47.4  
Verschlussstange 47.4

404747384	Steel / Stahl	50
-----------	---------------	----



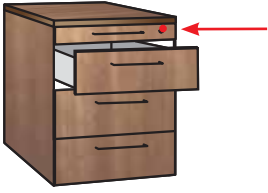
Locking bar 47.4  
Verschlussstange 47.4

404747374	Steel / Stahl	50
-----------	---------------	----



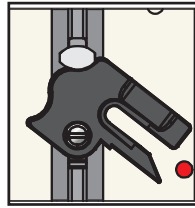
SVS 3

Application example  
Anwendungsbeispiel

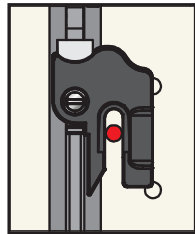


Pedestal with pen tray /  
Unterbaucontainer mit  
Materialschub

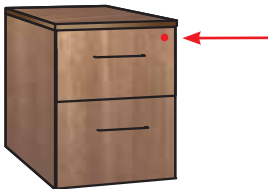
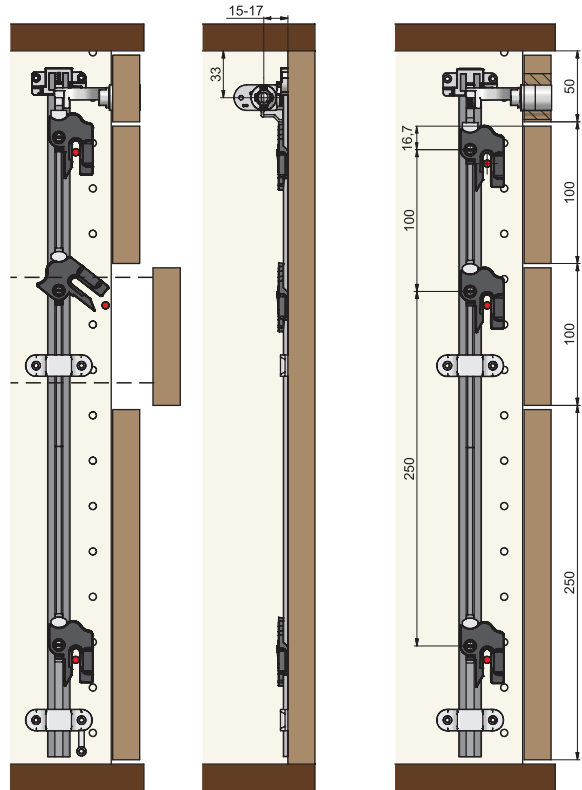
Surface mounted locking bar /  
Zentralverschlussstange  
aufliegend



Open drawer /  
Schubkasten geöffnet

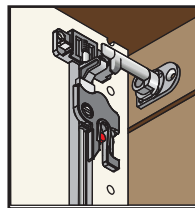


Closed drawer /  
Schubkasten geschlossen

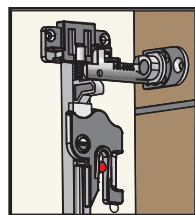


Pedestal without pen tray /  
Unterbaucontainer ohne  
Materialschub

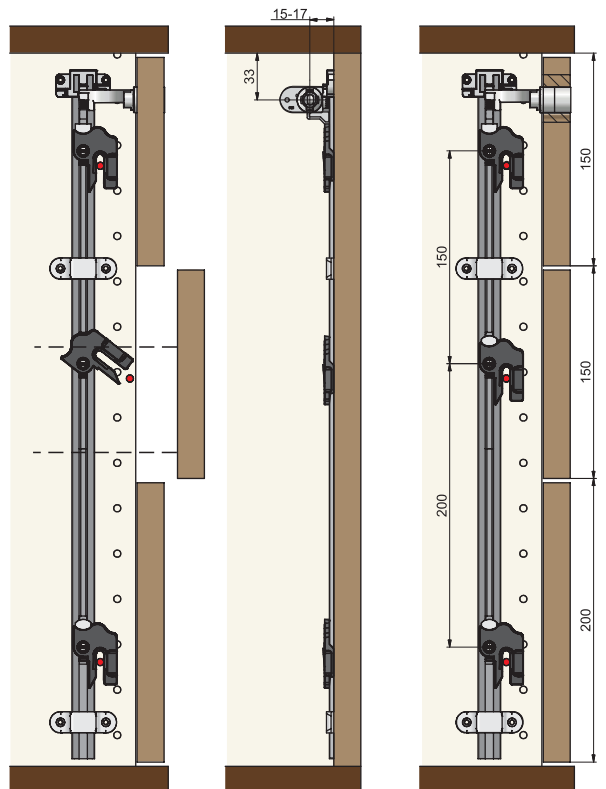
Recessed locking bar /  
Zentralverschlussstange  
eingelassen



open / offen



closed / geschlossen



## SVS 3

Central locking  
Zentralverschluss

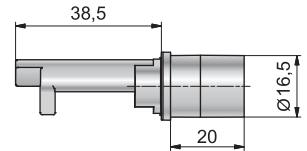
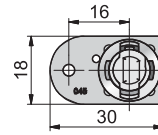
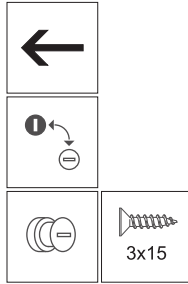


Lock 429.09  
Schloss 429.09

Order-No.  
Bestell-Nr.

Finish  
Oberfläche

BQ  
VE



1442942091 ←

nickel plated / vernickelt

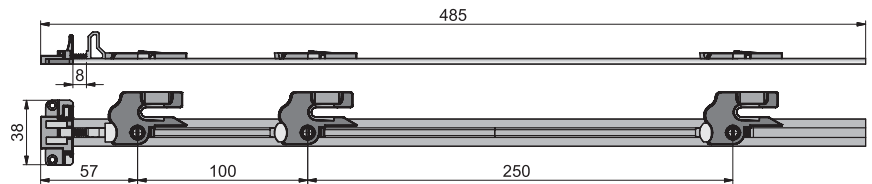
50

## System components

Systembauteile



HE 1-2-2-5  
Locking bar 0952  
Schließstange 0952

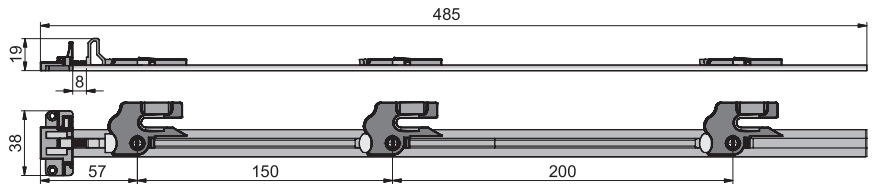


4383118201

50



HE 3-3-4  
Locking bar 0952  
Schließstange 0952

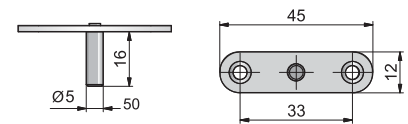


4383118211

50



952.001  
Security peg for wooden  
drawers  
Sperrstift für Holzschubladen



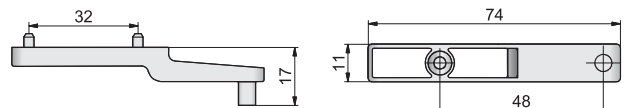
439520001

Steel / Stahl

50



952.002  
security peg for steel frames  
Sperrstift für Stahlzargen



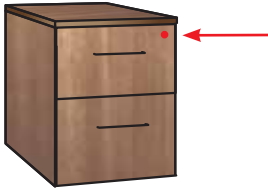
469520002

black / schwarz

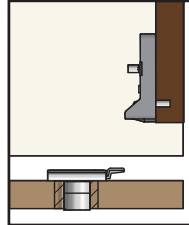
50

SVS ELEVON

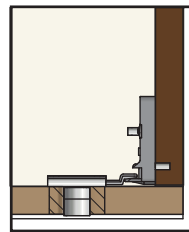
Application example  
Anwendungsbeispiel



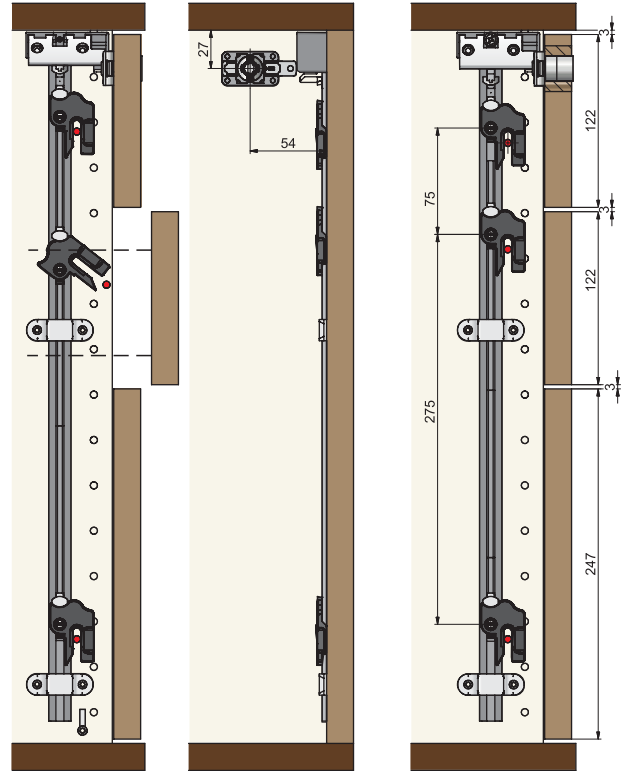
Pedestal without pen tray /  
Unterbaucontainer ohne  
Materialschub



open / offen



closed / geschlossen



## SVS ELEVON

Central locking  
Zentralverschluss



Lock 430  
Schloss 430

Order-No. Bestell-Nr.	Finish Oberfläche	BQ VE
1643042001 ←	nickel plated / vernickelt	50

## System components

Systembauteile



HE 3-3-4  
Locking bar 0952  
Schließstange 0952

4383118251	50
------------	----



Security peg for wooden  
drawers  
Sperrstift für Holzschubladen

439520001	Steel / Stahl	50
-----------	---------------	----

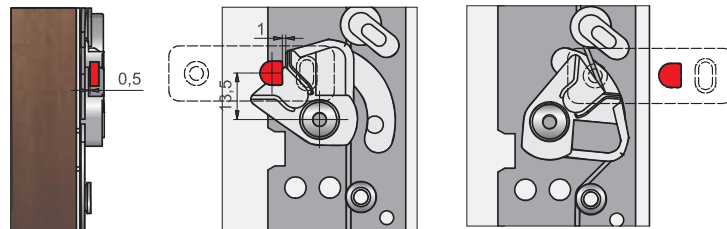
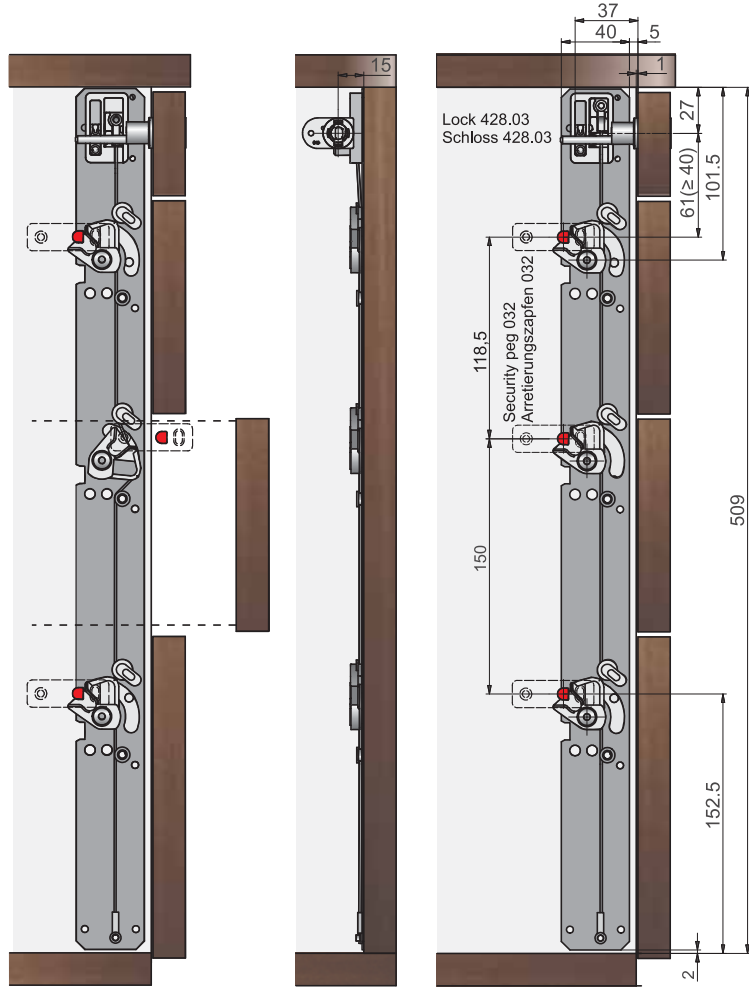
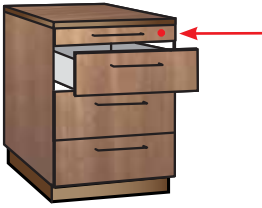


Security peg for steel frames  
Sperrstift für Stahlzargen

469520002	black / schwarz	50
-----------	-----------------	----

## Simultan Stop

Application example  
Anwendungsbeispiel



Drawer open  
Schubkasten geöffnet

Other installation situation on request / Weitere Einbausituationen erhalten Sie auf Anfrage

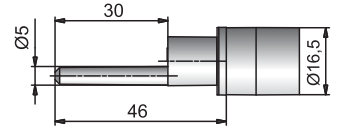
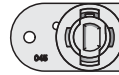
## Simultan Stop

Central locking  
Zentralverschluss



Lock 428.03  
Schloss 428.03

Order-No. Bestell-Nr.	Finish Oberfläche	BQ VE
1442824031 ←	nickel plated / vernickelt	50

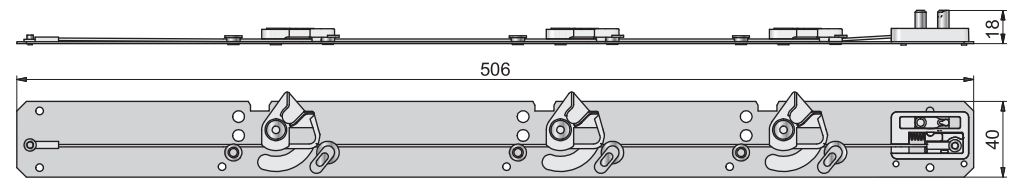


## System components

Systembauteile



Simultan Stop

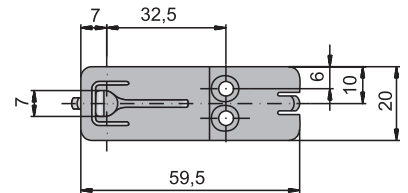
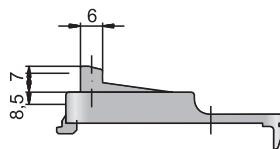


Further lengths on request / Weitere Längen auf Anfrage

492803501	506 mm	blackened / geschwärzt	100
-----------	--------	------------------------	-----



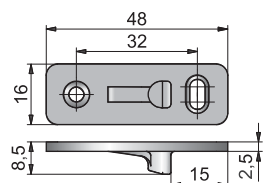
Security peg 030  
Arretierungszapfen 030



462800300		black / schwarz	100
-----------	--	-----------------	-----



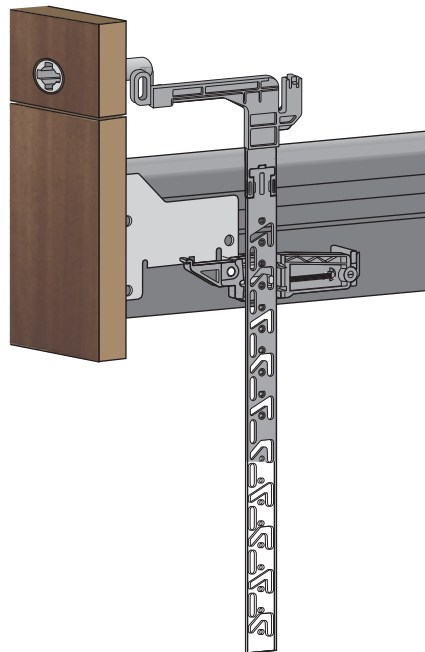
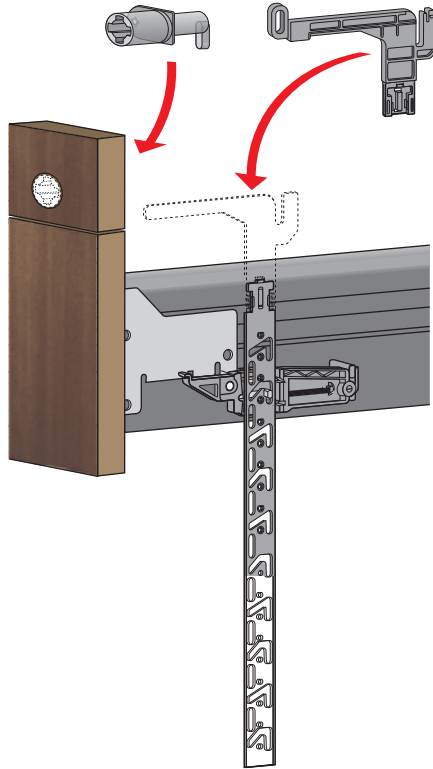
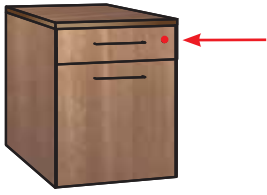
Security peg 032  
Arretierungszapfen 032



462800320		black / schwarz	100
-----------	--	-----------------	-----

## Systema Top

Central locking Hettich Systema Top 2000 Stop Control  
Zentralverschluss Hettich Systema Top 2000 Stop Control





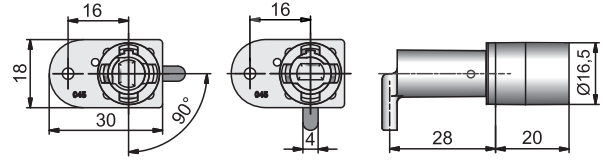
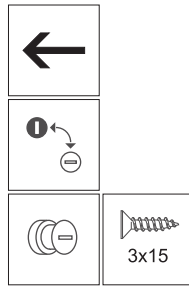
## Type 471.03

Central locking  
Zentralverschluss



Lock 471.03  
Schloss 471.03

Order-No. Bestell-Nr.	Finish Oberfläche	BQ VE
--------------------------	----------------------	----------



<b>1447142031</b> ←	nickel plated / vernickelt	50
---------------------	----------------------------	----

## System components

Systembauteile

Central locking  
Zentralverschluss



Locking pin  
with thread M4

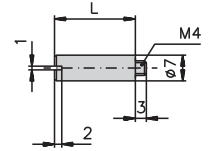
Gewindedorn  
mit M4 Gewinde

Order-No.  
Bestell-Nr.

Finish  
Oberfläche

BQ  
VE

404107063	6 mm
404107083	8 mm
404107103	10 mm
404107123	12 mm
404107143	14 mm
404107183	18 mm
404107223	22 mm
404107253	25 mm
404107313	31 mm

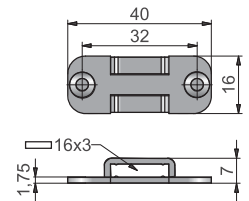
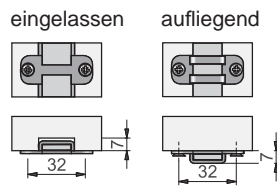


Steel / Stahl

250



Bar guide 503  
Stangenführung 503



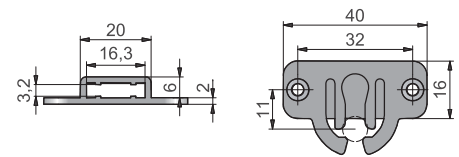
464105030

black / schwarz

200



Bar guide 503.1  
Stangenführung 503.1



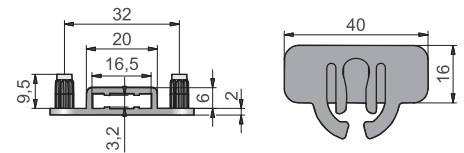
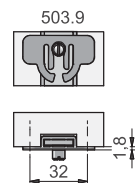
464105031

black / schwarz

2500



Bar guide 503.9  
Stangenführung 503.9



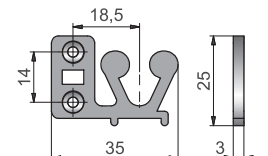
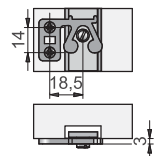
464105039

black / schwarz

2500



Anti-tilt clip 504  
Stangenhalter 504



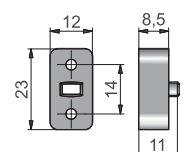
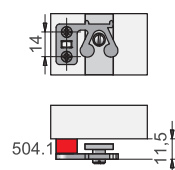
464105040

black / schwarz

1000



Spacer 504.1  
Distanzstück 504.1



464105041

black / schwarz

100

## System components

Systembauteile

Central locking  
Zentralverschluss



Bar guide 507  
Stangenführung 507

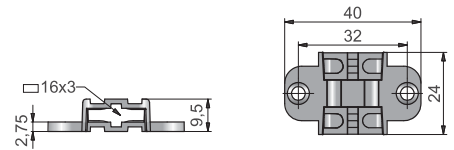
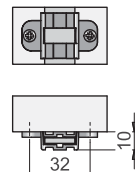
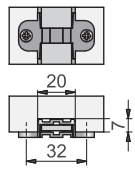
Order-No.  
Bestell-Nr.

Finish  
Oberfläche

BQ  
VE

internally  
eingelassen

surface  
aufliegend

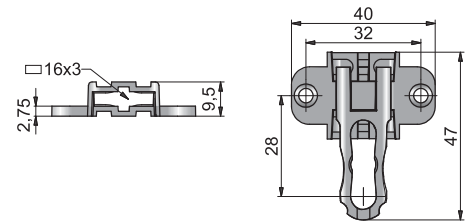
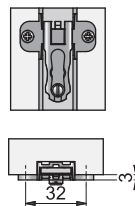


464105070

black / schwarz

250

internally  
eingelassen

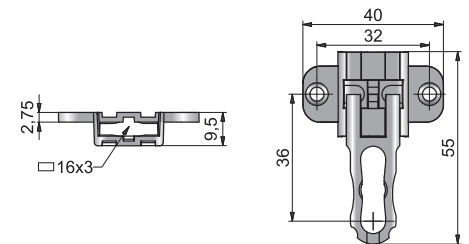
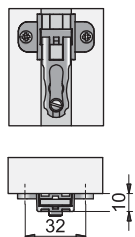


464105071

black / schwarz

250

surface  
aufliegend

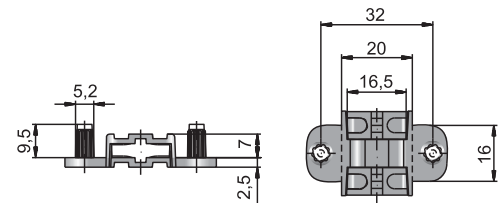
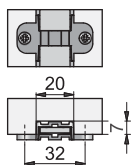


464105072

black / schwarz

250

internally  
eingelassen



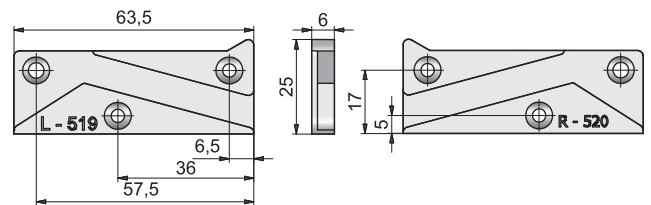
464195080

black / schwarz

250



Anti-tilt block 520  
Auszugssperre 520



464105200 ←

black / schwarz

50

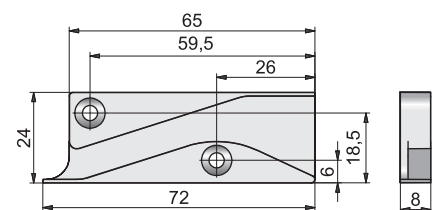
464105190 →

black / schwarz

50



Anti-tilt block 522  
Auszugssperre 522



464105220

black / schwarz

100

Info



**SIMULTAN STOP  
& SVS 3**

■ SVS Elevon



■ SVS 3



■ Simultan Stop

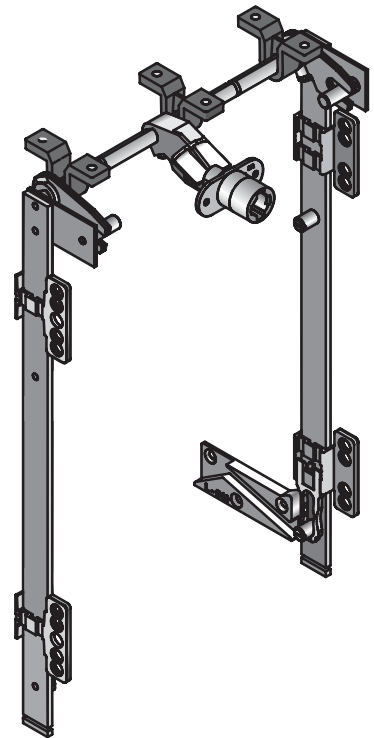
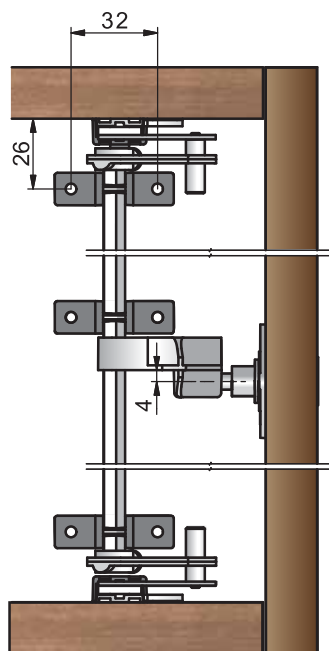
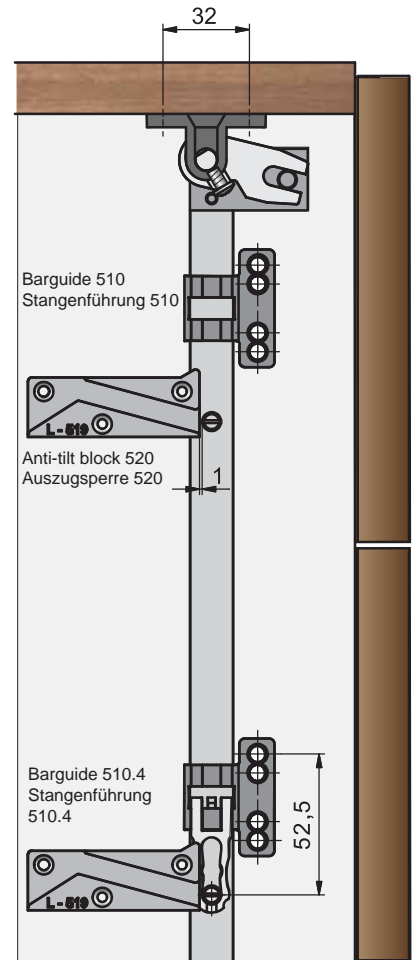
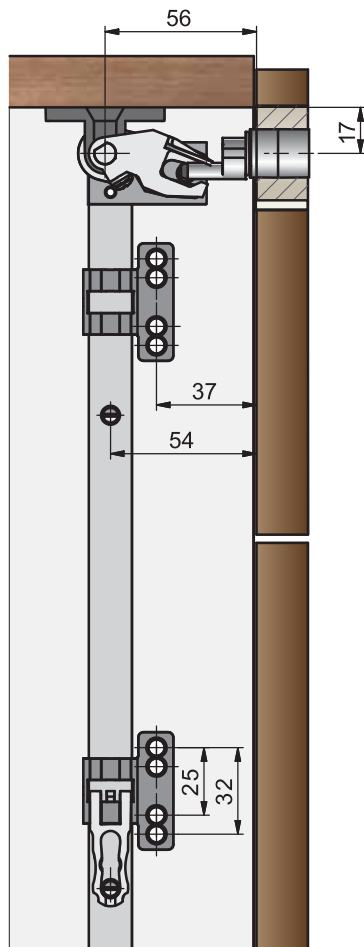
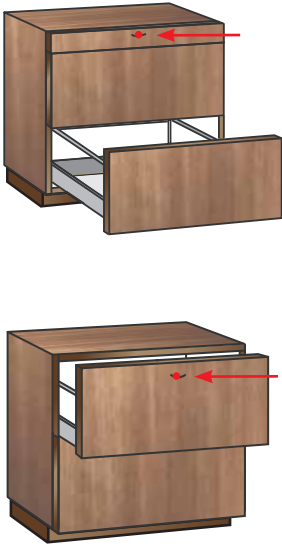


Filing cabinet locks  
Karteischränkverschlüsse

**10**

## System 551

Application example  
Anwendungsbeispiel



Other dimensions based on other system components on request. System components see chapter 9.  
Weitere Komponenten, Einbauzeichnungen erhalten Sie auf Anfrage. Systembauteile siehe Kapitel 9.

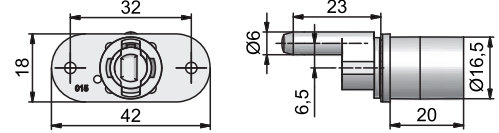
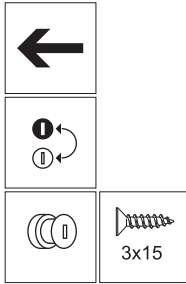
## System 551

Central locking  
Zentralverriegelung



Lock 427.01  
Schloss 427.01

Order-No. Bestell-Nr.	Finish Oberfläche	BQ VE
--------------------------	----------------------	----------



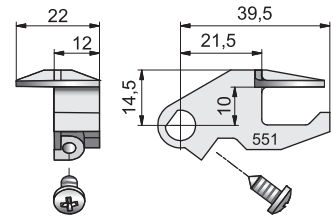
1442742011 ←	nickel plated / vernickelt	50
--------------	----------------------------	----

## System components

Systembauteile



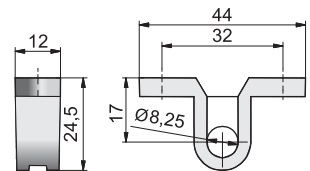
Activator 551  
Sperrhebel 551



465515510	black / schwarz	100
-----------	-----------------	-----



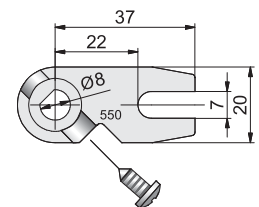
Bar support 552  
Lagerbock 552



465515520	black / schwarz	100
-----------	-----------------	-----



Rod lift component 550  
Mitnehmer 550



465515500	black / schwarz	100
-----------	-----------------	-----



Bar 8/7  
Drehstange 8/7

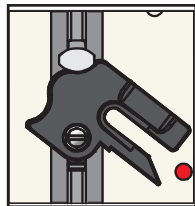
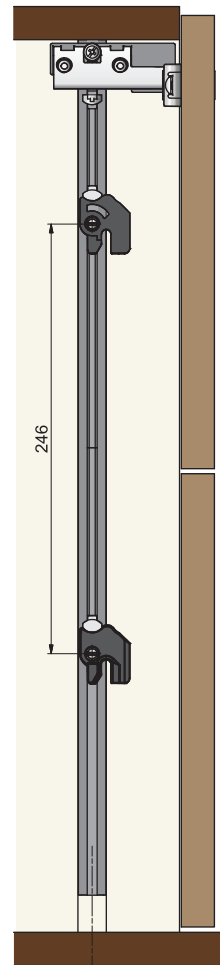
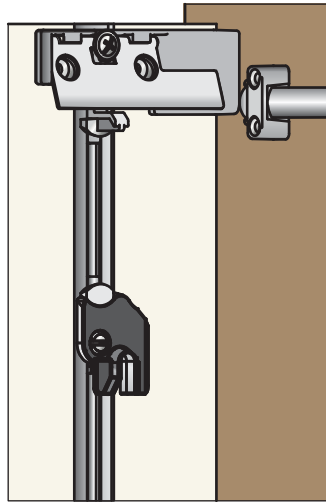
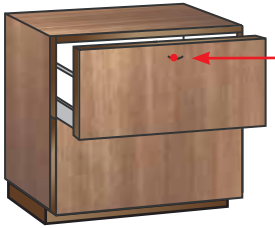


Further lengths on request / Weitere Längen auf Anfrage

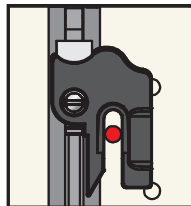
541000870	1000 mm	nickel plated / vernickelt	50
-----------	---------	----------------------------	----

SVS ELEVON

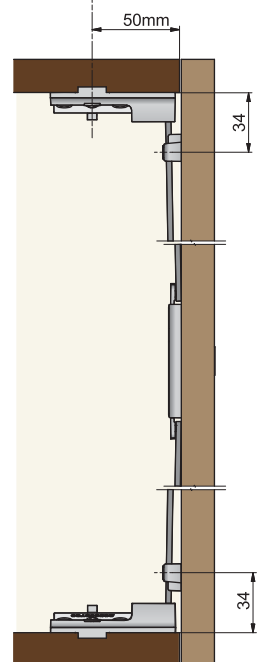
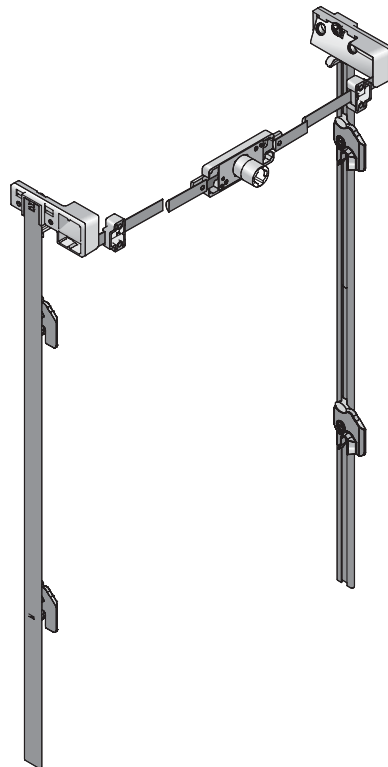
Central locking  
Zentralverriegelung



Open drawer /  
Schubkasten geöffnet



Closed drawer /  
Schubkasten geschlossen





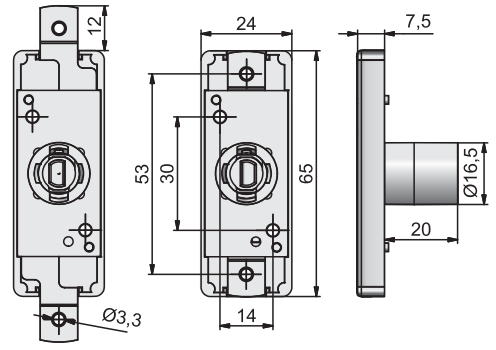
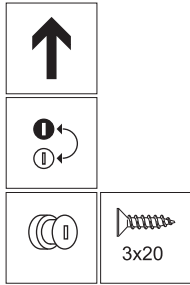
## SVS ELEVON

Central locking  
Zentralverriegelung



Shooting bar lock 292  
Schubstangenschloss 292

Order-No. Bestell-Nr.	Finish Oberfläche	BQ VE
1429742003 ↑	nickel plated / vernickelt	50



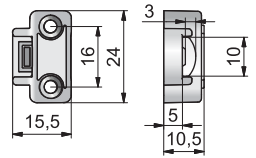
## System components

System components SVS ELEVON  
Systembauteile SVS ELEVON



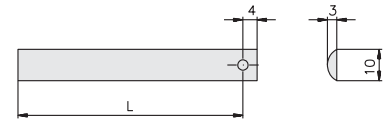
Rod guide 041.1  
Stangenführung 041.1

562920411	black / schwarz	50
-----------	-----------------	----



Shooting bar 043  
Schubstange 043

540600430	nickel plated / vernickelt	25
-----------	----------------------------	----

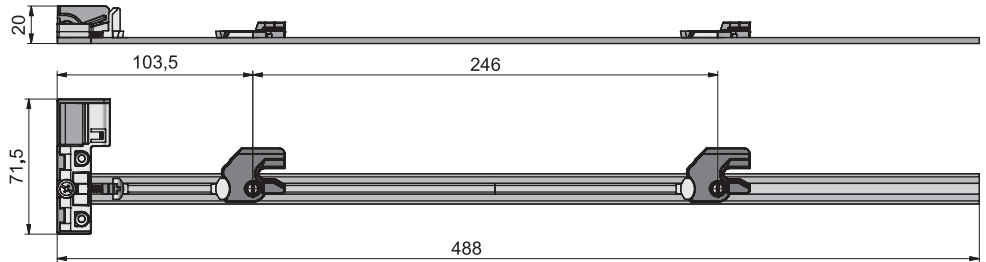


HE 4-4  
Locking bar 0952  
Schließstange 0952

4383118861	Steel / Stahl	50
------------	---------------	----

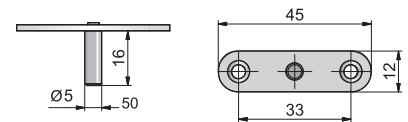
Bar left, no picture / Stange links, o. Abb.

4383118862	Steel / Stahl	50
------------	---------------	----



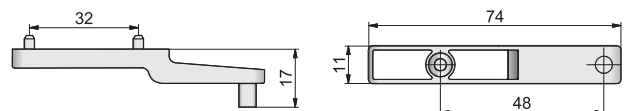
952.001  
Security peg for wooden  
drawers  
Sperrstift für Holzschubladen

439520001	Steel / Stahl	50
-----------	---------------	----



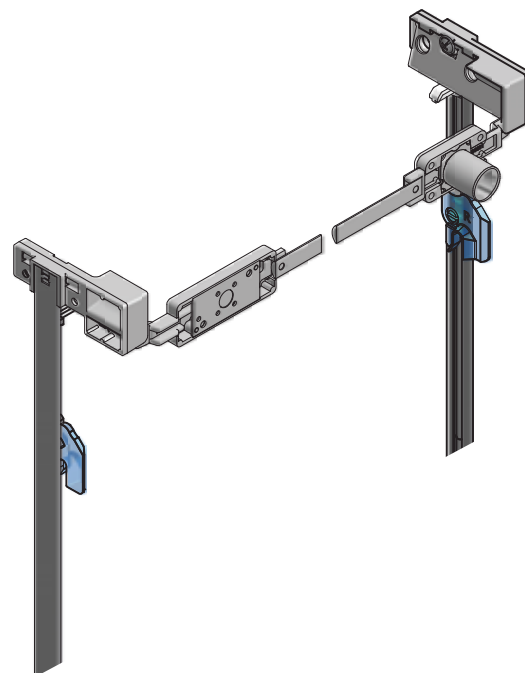
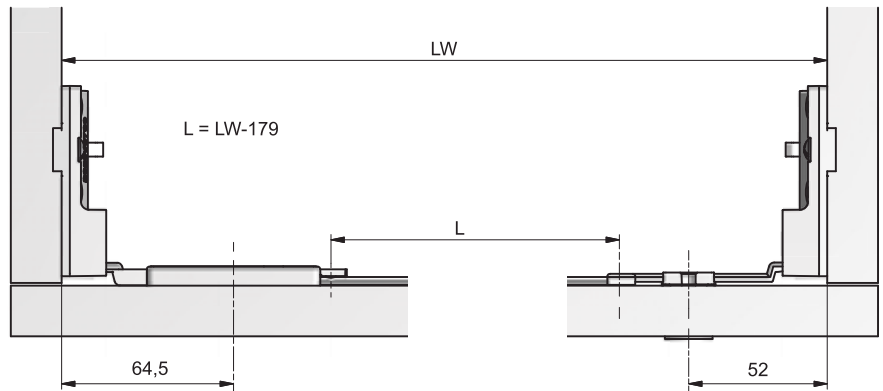
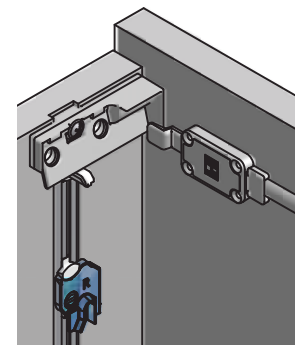
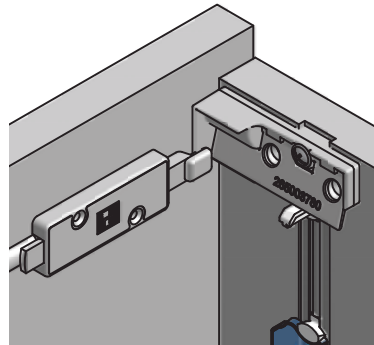
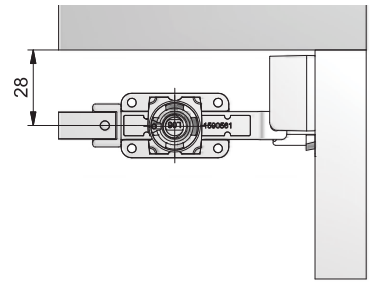
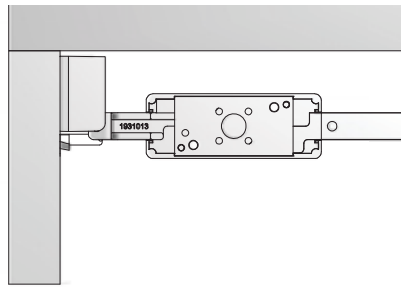
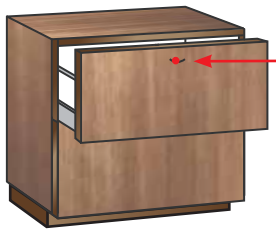
952.002  
Security peg for steel frames  
Sperrstift für Stahlzargen

469520002	black / schwarz	50
-----------	-----------------	----



System 43

Central locking  
Zentralverriegelung




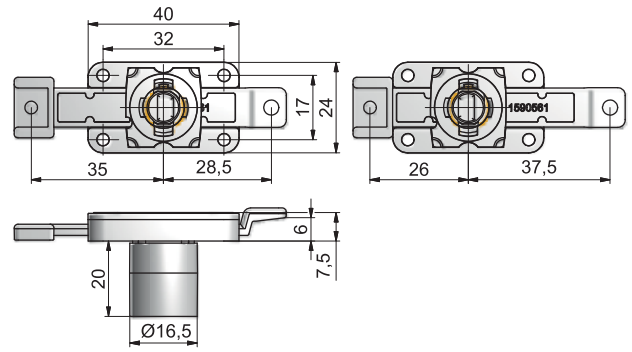
## System 43

Central locking  
Zentralverriegelung



Lock 430.01  
Schloss 430.01

Order-No. Bestell-Nr.	Finish Oberfläche	BQ VE
--------------------------	----------------------	----------



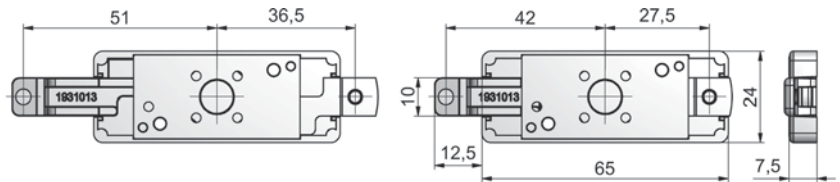
1643042011 ←	nickel plated / vernickelt	50
--------------	----------------------------	----

## System components

Systembauteile



Return transmission 2920  
Umkehrgetriebe 2920



442920000	black / schwarz	50
-----------	-----------------	----



Shooting bar 043.1  
Schubstange 043.1

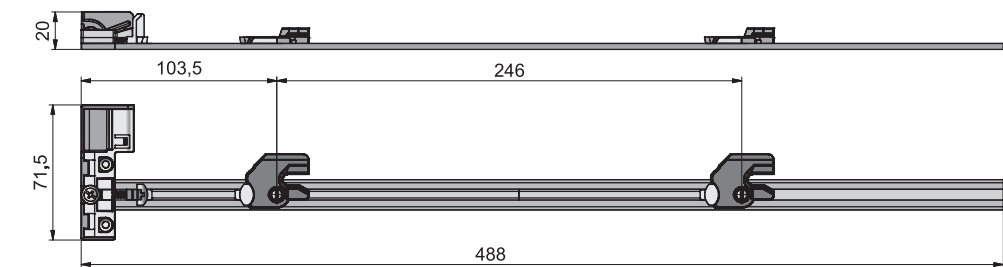
10x3  
Steel solid section  
Stahl Vollprofil



540600431	600 mm	nickel plated / vernickelt	50
540800431	800 mm	nickel plated / vernickelt	50



HE 4-4  
Locking bar 952  
Schließstange 952

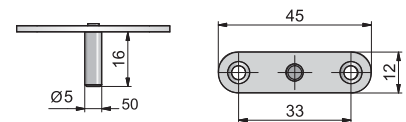


4383118861	Steel / Stahl	50
4383118862	Steel / Stahl	50

Bar left, no picture / Stange links, o. Abb.



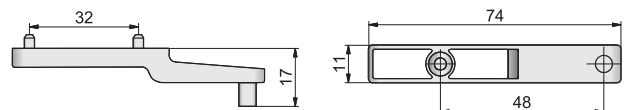
952.001  
Security peg for wooden  
drawers  
Sperrstift für Holzschubladen



439520001	Steel / Stahl	50
-----------	---------------	----



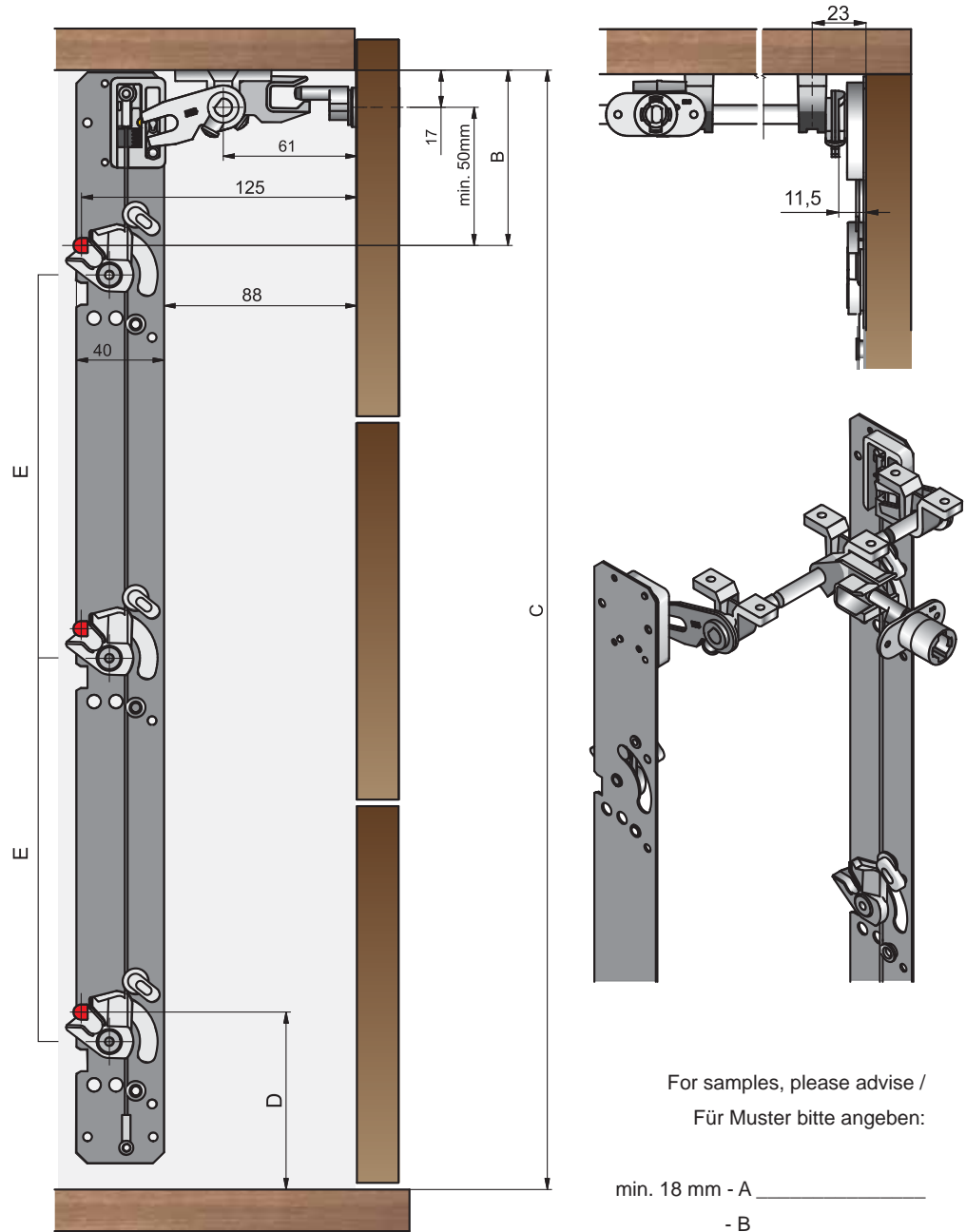
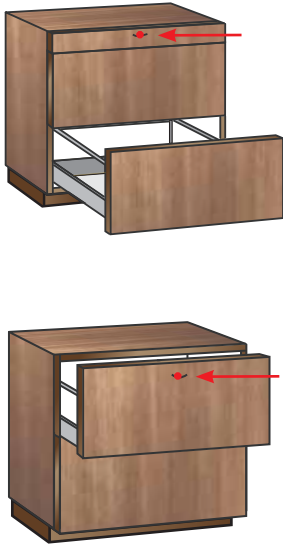
952.002  
Security peg for steel frames  
Sperrstift für Stahlzargen



469520002	black / schwarz	50
-----------	-----------------	----

## Simultan Stop

Application example  
Anwendungsbeispiel



For samples, please advise /  
Für Muster bitte angeben:

min. 18 mm - A \_\_\_\_\_

- B \_\_\_\_\_

- C \_\_\_\_\_

min. 65 mm - D \_\_\_\_\_

Pitch between flippers / E \_\_\_\_\_

Höheneinteilungen / E \_\_\_\_\_

Other dimensions based on other system components on request. System components see chapter 9.  
Weitere Komponenten, Einbauzeichnungen erhalten Sie auf Anfrage. Systembauteile siehe Kapitel 9.

## System 551

Central locking  
Zentralverriegelung

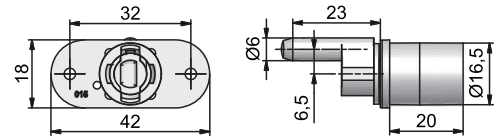
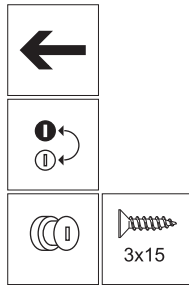


Lock 427.01  
Schloss 427.01

Order-No.  
Bestell-Nr.

Finish  
Oberfläche

BQ  
VE



1442742011 ←

nickel plated / vernickelt

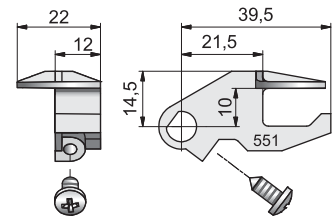
100

## System components

Systembauteile



Activator 555  
Sperrhebel 555



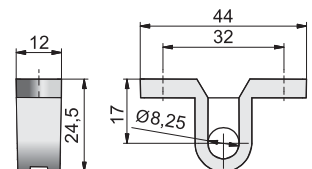
465515550

black / schwarz

100



Bar support 552  
Lagerbock 552



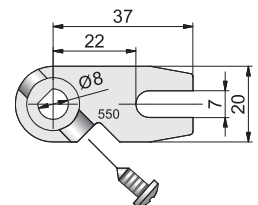
465515520

black / schwarz

100



Rod lift component 553  
Mitnehmer 553



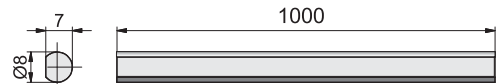
465535500

black / schwarz

100



Bar 8/7  
Drehstange 8/7



Further lengths on request / Weitere Länge auf Anfrage

541000870

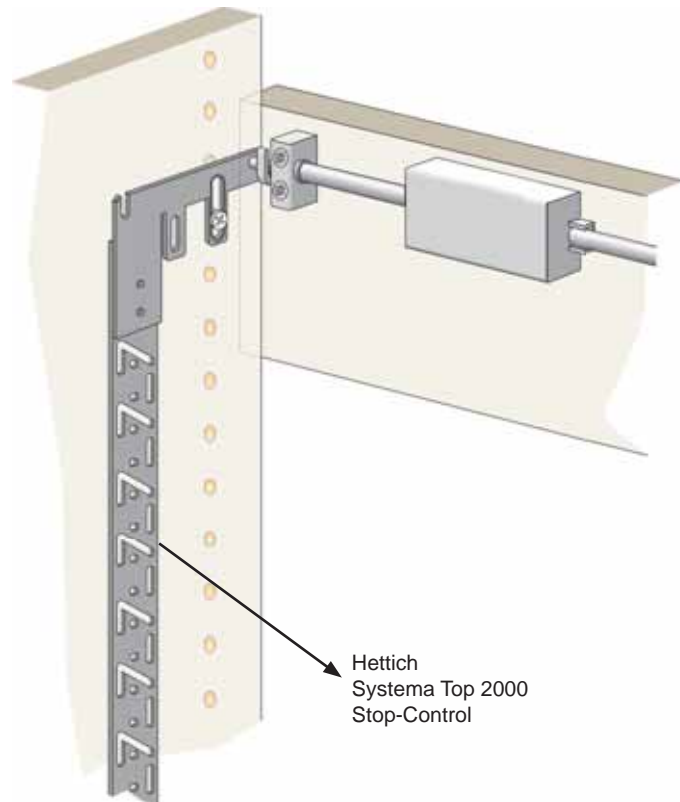
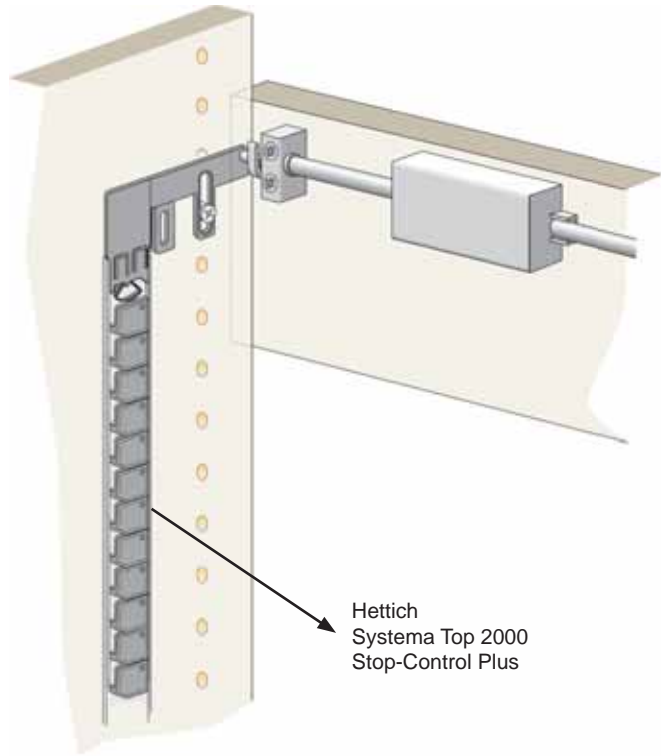
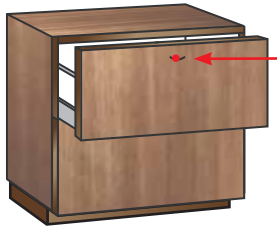
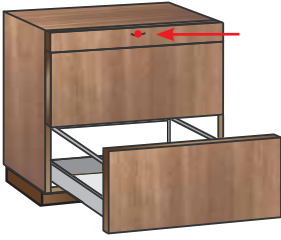
1000 mm

nickel plated / vernickelt

50

## System 491

Application example  
Anwendungsbeispiel



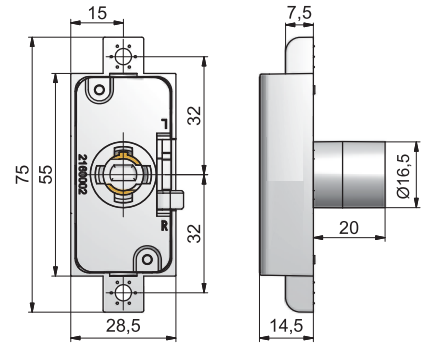
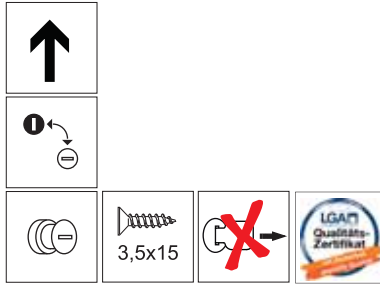
## System 491

Central locking  
Zentralverriegelung



Espagnolette lock 750  
Drehstangenschloss 750

Order-No. Bestell-Nr.	Finish Oberfläche	BQ VE
--------------------------	----------------------	----------



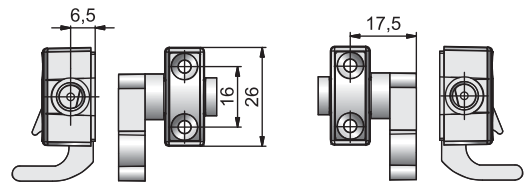
1475748001	15 mm	nickel plated / vernickelt	50
------------	-------	----------------------------	----

## System components

Systembauteile



Rod lift component  
513/514  
Sperrhebel 513/514



Type 513

Type 514

Type 513	<b>464405130</b> ←	nickel plated / vernickelt	100
Type 514	<b>464405140</b> →	nickel plated / vernickelt	100



Bar 6/5  
Drehstange 6/5



Further lengths on request / Weitere Längen auf Anfrage

<b>541000591</b>	1000 mm	nickel plated / vernickelt	50
------------------	---------	----------------------------	----

SVS ELEVON

REDUCED TO THE MAX



REDUCED TO THE MAX



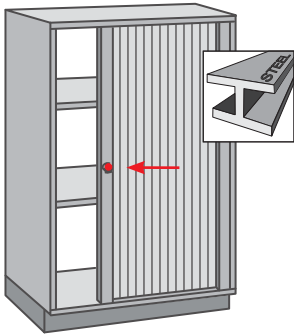


Steel furniture locks  
Stahlmöbelschlösser

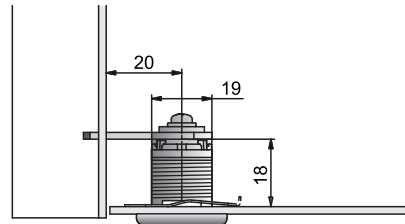

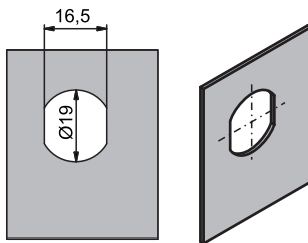
**11**

Type 30

Application example  
Anwendungsbeispiel



Stamping configuration  
Stanzbild



Design + Rotation  
Design + Drehweg

180°

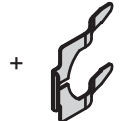


+

=

301

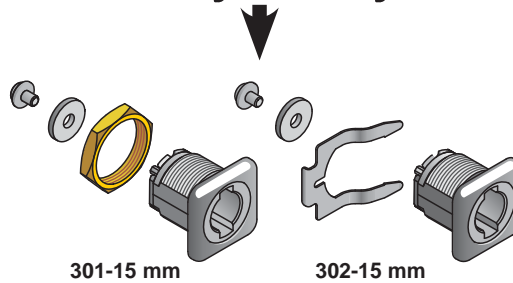
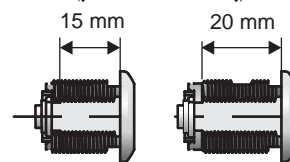
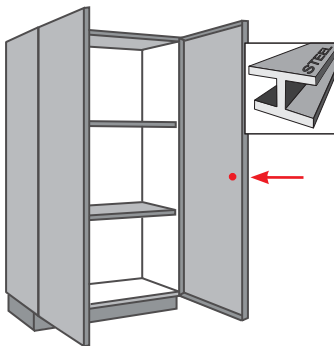
Fixing method  
Art der Befestigung



+

=

302



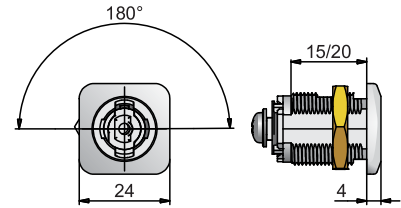
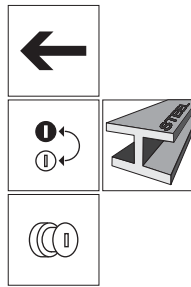
Bolts are shown in chapter 12 / Riegel finden Sie in Kapitel 12

## Type 30

Order-No. Bestell-Nr.	Finish Oberfläche	BQ VE
--------------------------	----------------------	----------



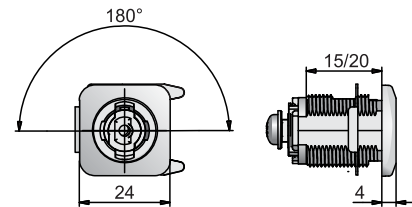

Lock 301  
Schloss 301



1430141211 ←	15 mm	180°	nickel plated / vernickelt	50
1430142211 ←	20 mm	180°	nickel plated / vernickelt	50



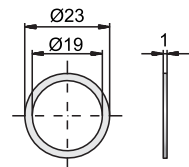
Lock 302  
Schloss 302



1430241211 ←	15 mm	180°	nickel plated / vernickelt	50
1430242211 ←	20 mm	180°	nickel plated / vernickelt	50



Type 1902    Type 1904



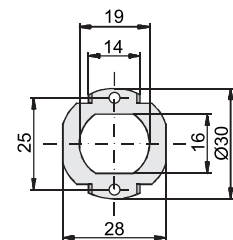
1902	461902000	Rubber ring / Gummidichtring	250
1904	401904000	Plastik-disk / Kunststoffscheibe	250



Fixing plate 3028  
Befestigungsblech 3028

Rotation prevention use in wood material  
Verdrehsicherung für Einsatz in Holzwerkstoffe

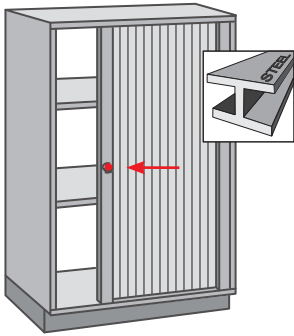
443130280	250
-----------	-----



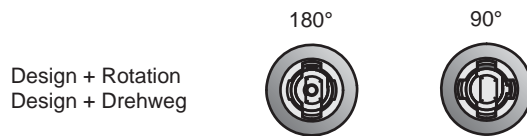
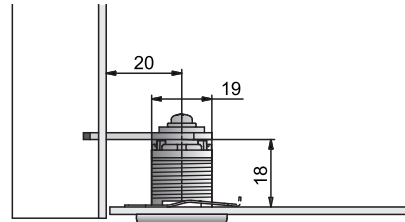
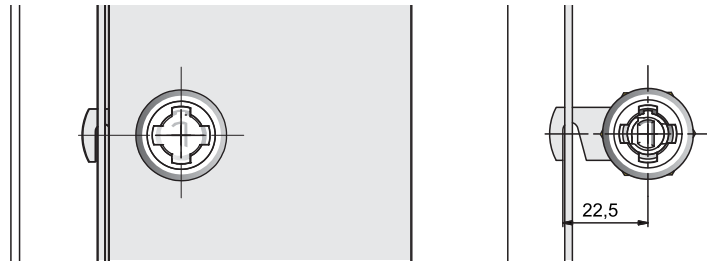
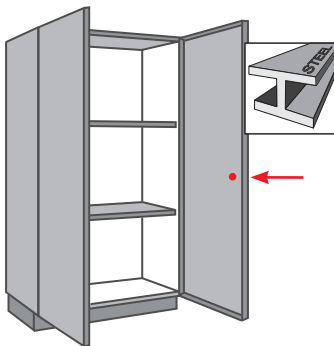
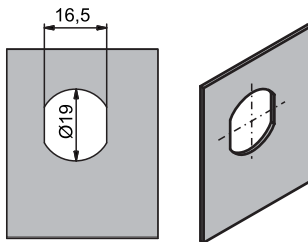
Bolts are shown in chapter 12 / Riegel finden Sie in Kapitel 12

## Type 31

Application example  
Anwendungsbeispiel




Stamping configuration  
Stanzbild

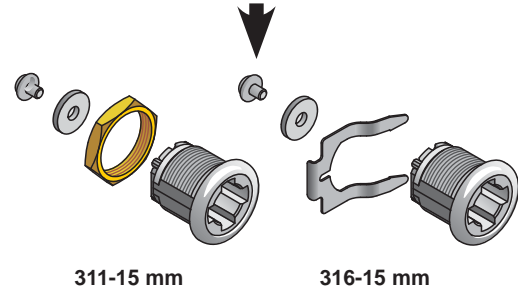
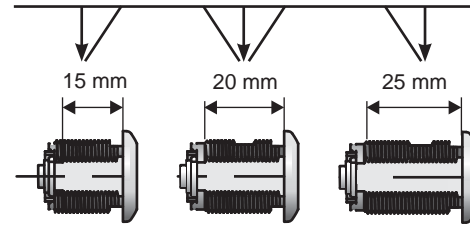


+  =

Fixing method  
Art der Befestigung

+  =

	180°	90°
311		
312		



311-15 mm

316-15 mm

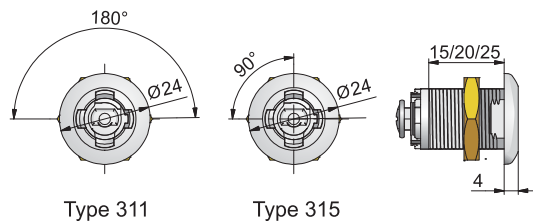
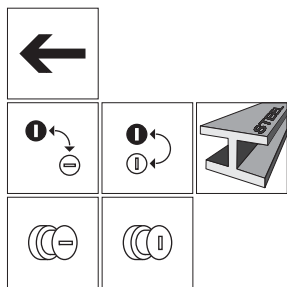
Bolts are shown in chapter 12 / Riegel finden Sie in Kapitel 12

## Type 31

Order-No. Bestell-Nr.	Finish Oberfläche	BQ VE
--------------------------	----------------------	----------



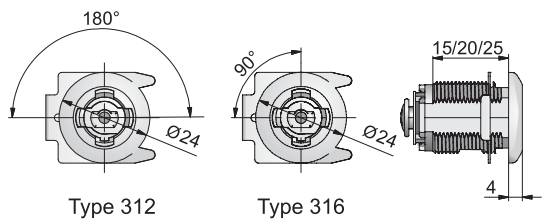
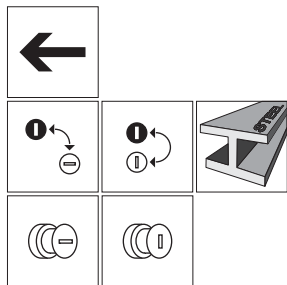
Lock 311 / 315  
Schloss 311 / 315



311	<b>1431141210</b> ←	15 mm	180°	nickel plated / vernickelt	50
	<b>1431142210</b> ←	20 mm	180°	nickel plated / vernickelt	50
	<b>1431145210</b> ←	25 mm	180°	nickel plated / vernickelt	50
315	<b>1431542730</b> ←	15 mm	90°	nickel plated / vernickelt	50
	<b>1431542210</b> ←	20 mm	90°	nickel plated / vernickelt	50
	<b>1431545210</b> ←	25 mm	90°	nickel plated / vernickelt	50



Lock 312 / 316  
Schloss 312 / 316



312	<b>1431241210</b> ←	15 mm	180°	nickel plated / vernickelt	50
	<b>1431242210</b> ←	20 mm	180°	nickel plated / vernickelt	50
	<b>1431245210</b> ←	25 mm	180°	nickel plated / vernickelt	50
316	<b>1431641210</b> ←	15 mm	90°	nickel plated / vernickelt	50
	<b>1431642210</b> ←	20 mm	90°	nickel plated / vernickelt	50
	<b>1431645210</b> ←	25 mm	90°	nickel plated / vernickelt	50

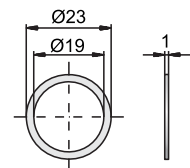


Type 1902



Type 1904

1902	<b>461902000</b>	Rubber ring / Gummidichtring	250
1904	<b>401904000</b>	Plastik-disk / Kunststoffscheibe	250

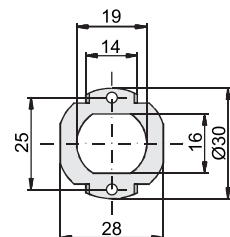


Fixing plate 3028  
Befestigungsblech 3028

Rotation prevention use in wood material.  
Verdrehsicherung für Einsatz in Holzwerkstoffe.

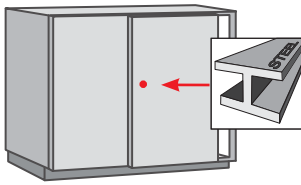
<b>443130280</b>	250
------------------	-----

Bolts are shown in chapter 12 / Riegel finden Sie in Kapitel 12

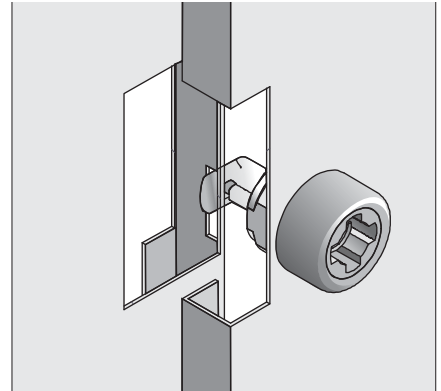
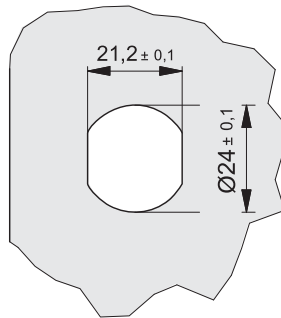


## Type 512

Application example  
Anwendungsbeispiel

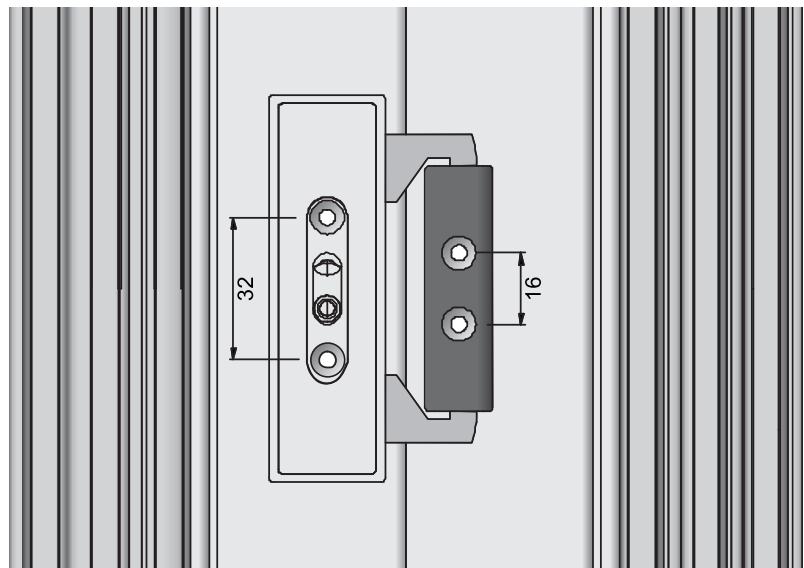
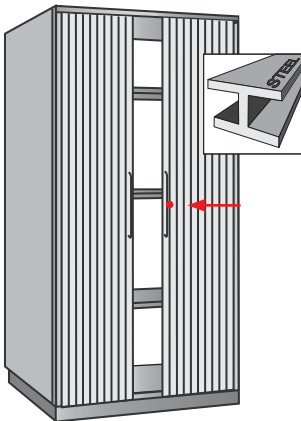


Stamping configuration  
Stanzbild



## Type 415

Application example  
Anwendungsbeispiel

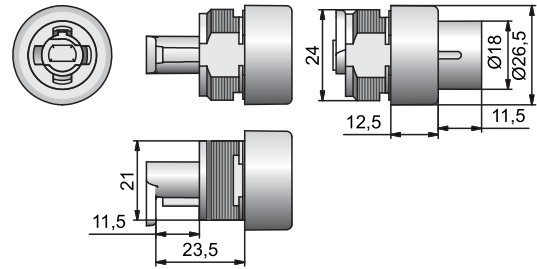
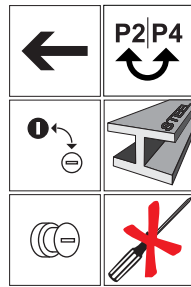


## Type 512



Push-turn-cylinder 512  
Drehdruckzylinder 512

Order-No. Bestell-Nr.	Finish Oberfläche	BQ VE
--------------------------	----------------------	----------

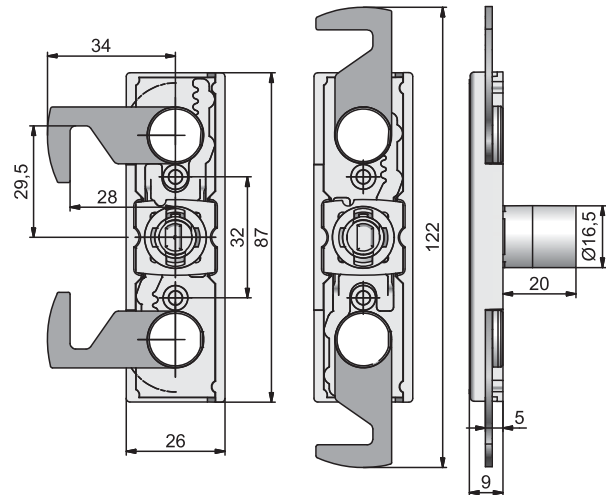
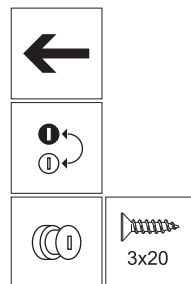


145122005 ←	nickel plated / vernickelt	50
-------------	----------------------------	----

## Type 415



Roller shutter lock 415  
Rolljalousieschloss 415



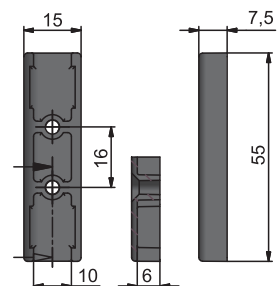
1441542001 ←	nickel plated / vernickelt	50
--------------	----------------------------	----

## System components

Systembauteile



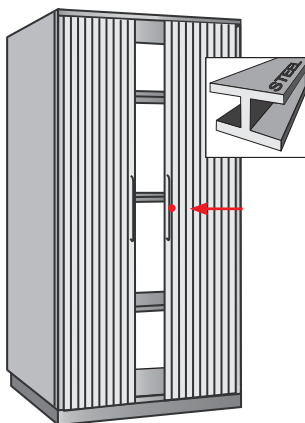
Stopper 4155  
Anschlag 4155



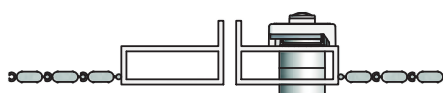
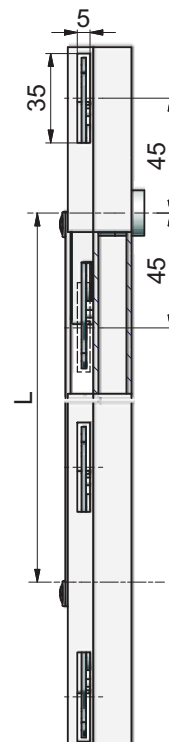
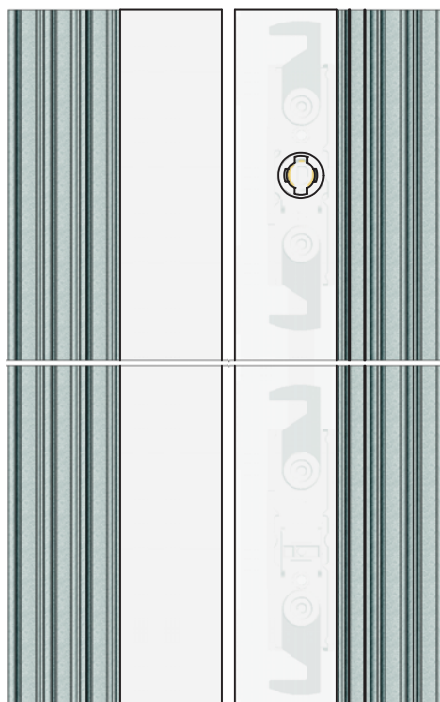
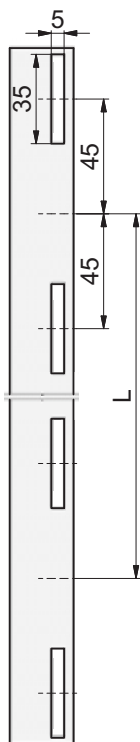
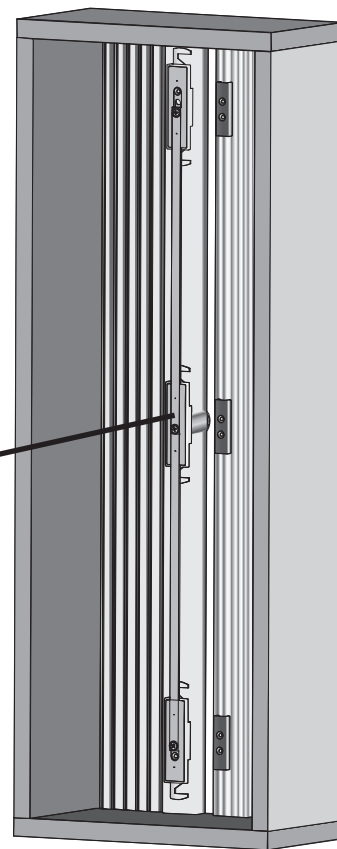
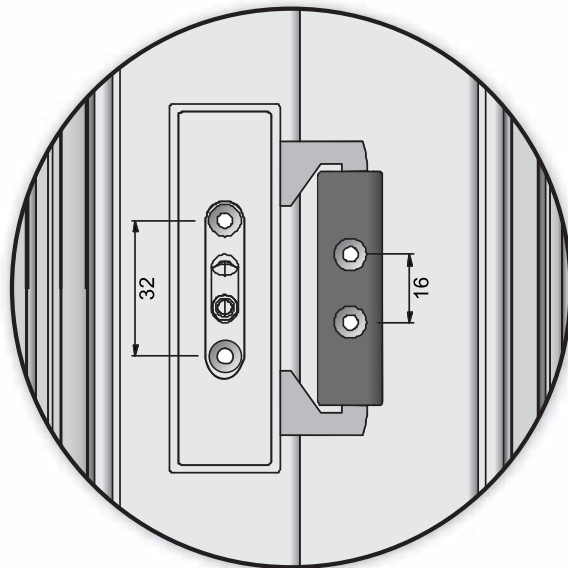
464155000	black / schwarz	100
-----------	-----------------	-----

# System 415

Application example  
Anwendungsbeispiel



Multi-point lock  
Mehrpunktverriegelung



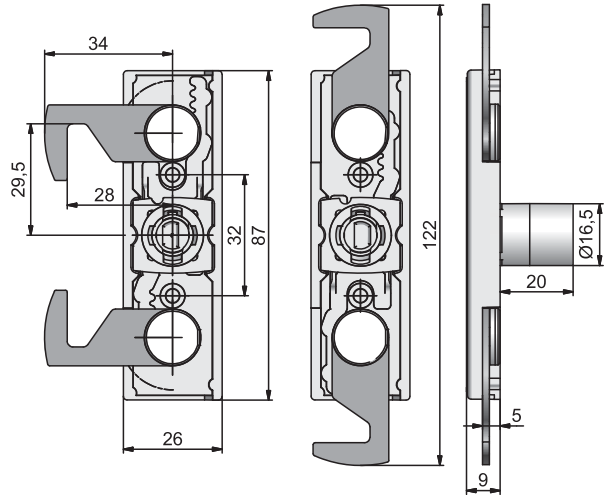
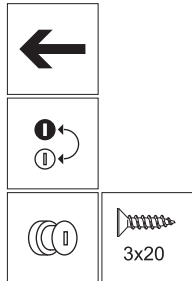


System 415

Order-No. Bestell-Nr.	Finish Oberfläche	BQ VE
--------------------------	----------------------	----------



Roller shutter lock 415  
Rolljalousieschloss 415



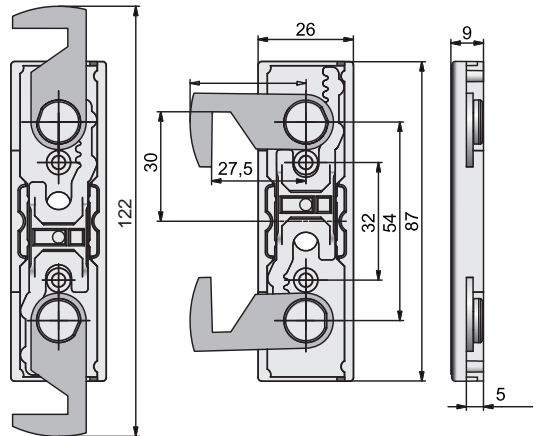
1441542001 ←	nickel plated / vernickelt	50
--------------	----------------------------	----

System components

Systembauteile



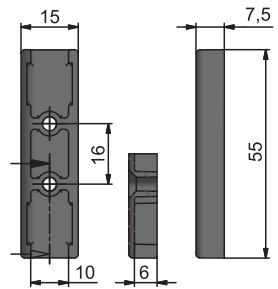
Locking component 4150  
Verriegelungselement 4150



444150000	nickel plated / vernickelt	50
-----------	----------------------------	----



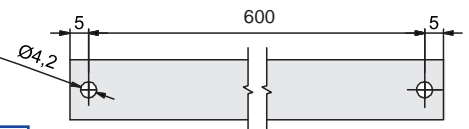
Stopper 4155  
Anschlag 4155



464155000	black / schwarz	100
-----------	-----------------	-----



Bar 41.5  
Stange 41.5

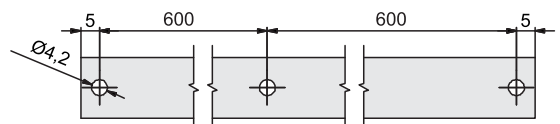


Further lengths on request / Weitere Längen auf Anfrage  
434106005

434106005		50
-----------	--	----



Bar 41.6  
Stange 41.6

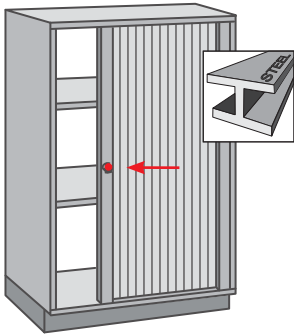


Further lengths on request / Weitere Längen auf Anfrage  
434106006

434106006		50
-----------	--	----

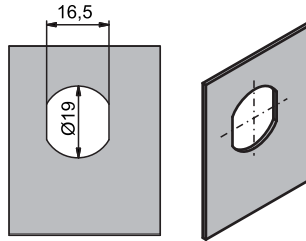
**Type 303 / 307**

Application example  
Anwendungsbeispiel



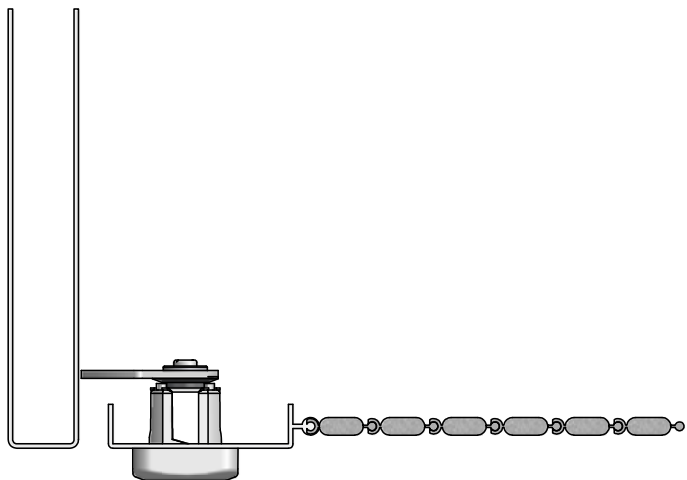
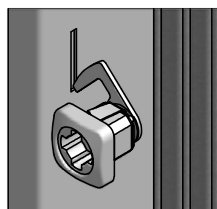
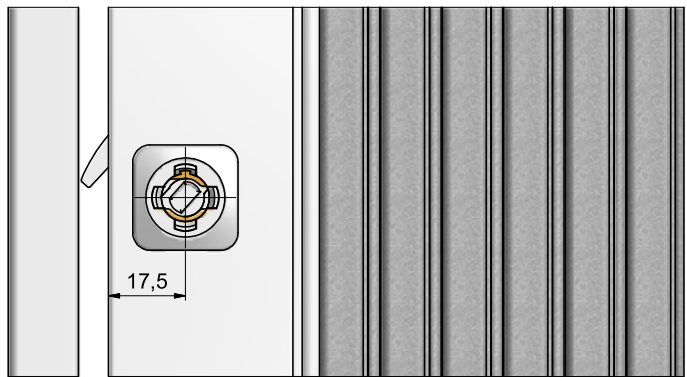
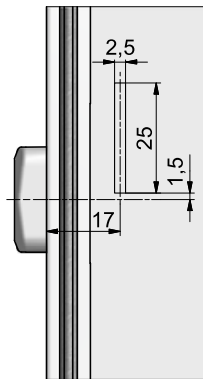
Stamping configuration  
Sheetthickness 0,8 mm - 1,5 mm

Stanzbild  
Blechstärke von 0,8 mm - 1,5 mm



Stamping configuration  
Stanzbild

Rapid assembly  
Schnellmontage

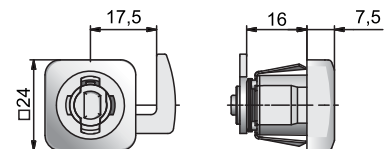
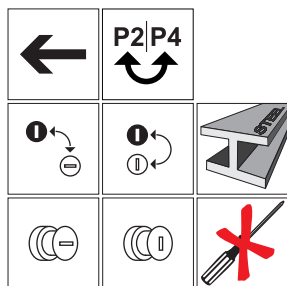


## Type 303 / 307

Order-No.  
Bestell-Nr.

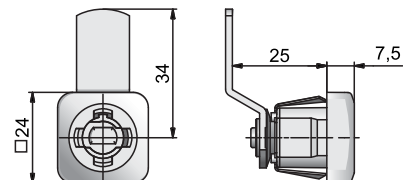
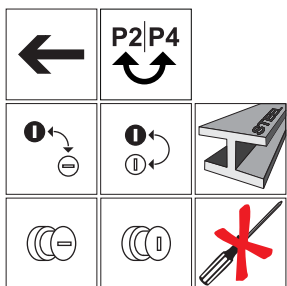
Finish  
Oberfläche

BQ  
VE



Lock 303/307  
Schloss 303/307

307.472	<b>143044145</b>	← 90°	nickel plated / vernickelt	50
303.472	<b>143041735</b>	← 180°	nickel plated / vernickelt	50

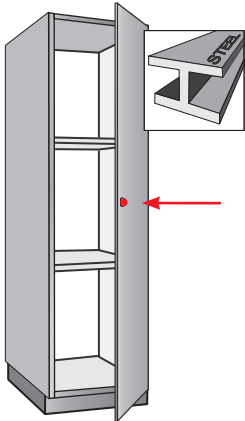


Lock 303/307  
Schloss 303/307

307.166	<b>143044215</b>	← 90°	nickel plated / vernickelt	50
303.166	<b>143044225</b>	← 180°	nickel plated / vernickelt	50

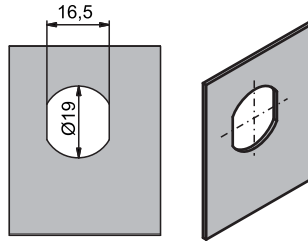
## Type 313 / 317

Application example  
Anwendungsbeispiel

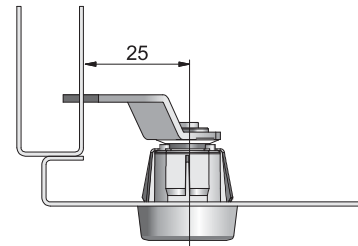
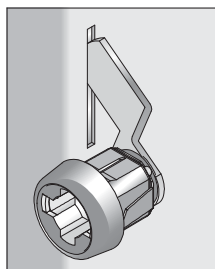
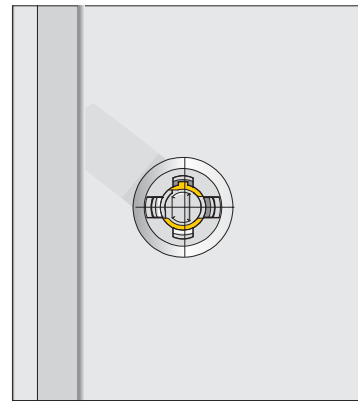
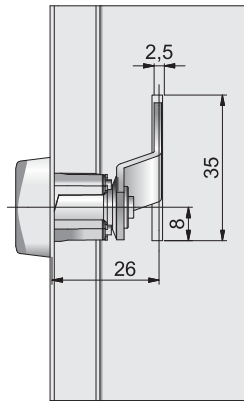


Stamping configuration  
Sheet thickness 0,8 mm - 1,5 mm

Stanzbild  
Blechstärke von 0,8 mm - 1,5 mm

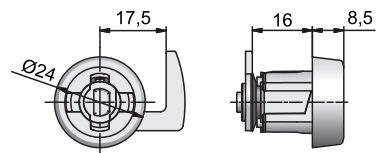
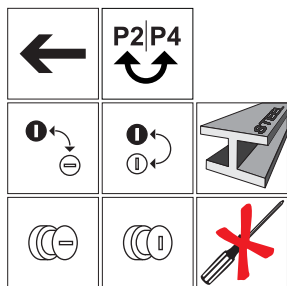


Rapid assembly  
Schnellmontage



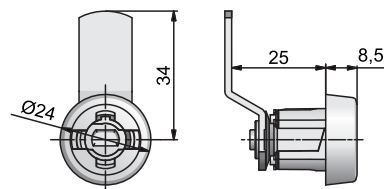
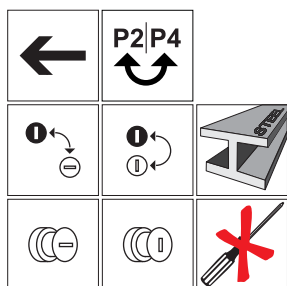
## Type 313 / 317

Order-No. Bestell-Nr.	Finish Oberfläche	BQ VE
--------------------------	----------------------	----------



Lock 313/317  
Schloss 313/317

317.472	<b>143144155</b> ← 90°	nickel plated / vernickelt	50
313.472	<b>143144165</b> ← 180°	nickel plated / vernickelt	50

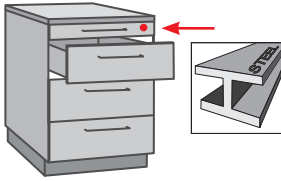


Lock 313/317  
Schloss 313/317

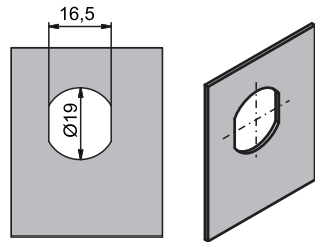
317.166	<b>143144235</b> ← 90°	nickel plated / vernickelt	50
313.166	<b>143144245</b> ← 180°	nickel plated / vernickelt	50

## Type 309

Application example  
Anwendungsbeispiel

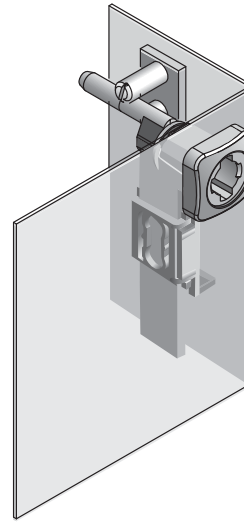
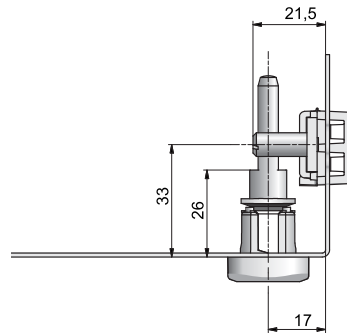


### Rapid assembly Schnellmontage

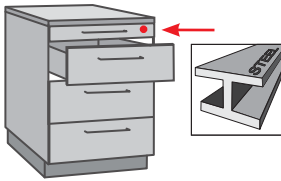


Stamping configuration  
Sheetthickness 0,8 mm - 1,5 mm

Stanzbild  
Blechstärke von 0,8 mm - 1,5 mm

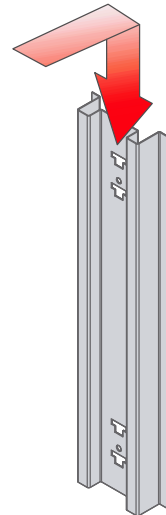
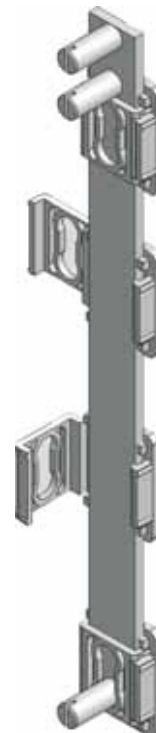
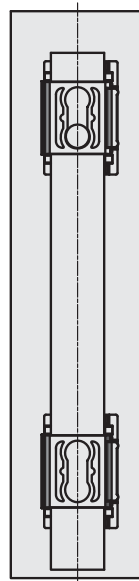
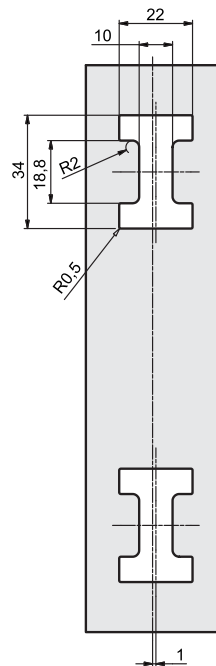


### Rapid assembly / werkzeuglose Schnellmontage



Sheetthickness  
0,8 mm - 1,3 mm

Materialstärke  
von 0,8 mm - 1,3 mm



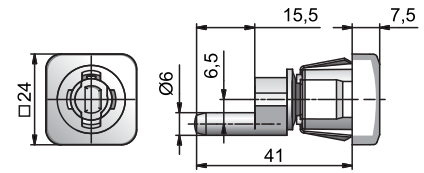

Central locking bars and further accessories see chapter 9  
Zentralverschlussstangen und weiteres Zubehör finden Sie im Kapitel 9

## Type 309

Order-No. Bestell-Nr.	Finish Oberfläche	BQ VE
--------------------------	----------------------	----------



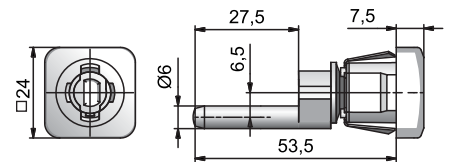

Central locking 309.06  
Zentralverschluss 309.06



143092065 ←	nickel plated / vernickelt	50
-------------	----------------------------	----



Central locking 309.01  
Zentralverschluss 309.01



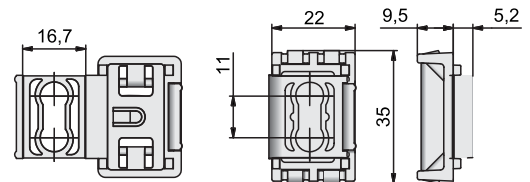
143092015 ←	nickel plated / vernickelt	50
-------------	----------------------------	----

## System components

### Systembauteile




Bar guide 505  
Stangenführung 505



464105050	black / schwarz	100
-----------	-----------------	-----



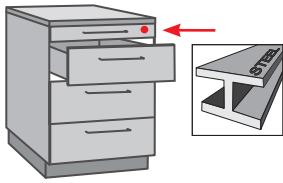
Locking bar 42  
Verschlussstange 42



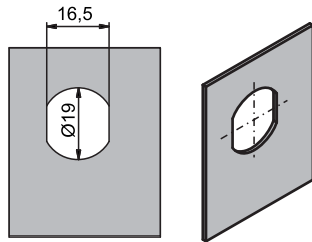
404209730	500 mm	Steel / Stahl	50
-----------	--------	---------------	----

Type 319

Application example  
Anwendungsbeispiel

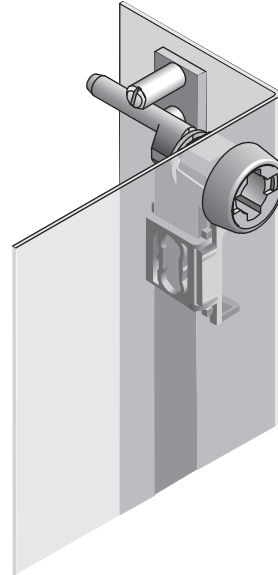
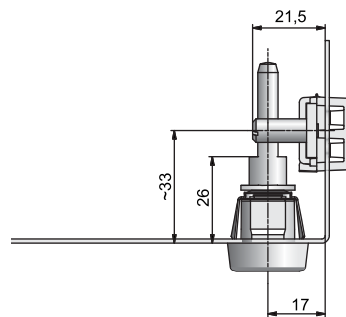


Rapid assembly  
Schnellmontage

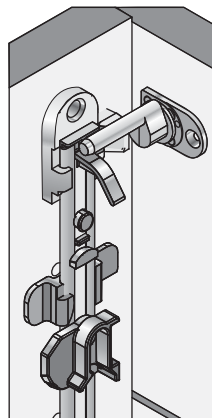
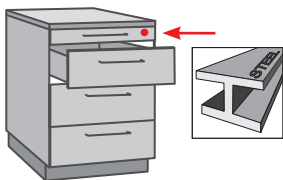


Stamping configuration  
Sheetthickness 0,8 mm - 1,5 mm

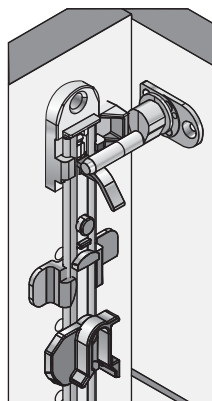
Stanzbild  
Blechstärke von 0,8 mm - 1,5 mm



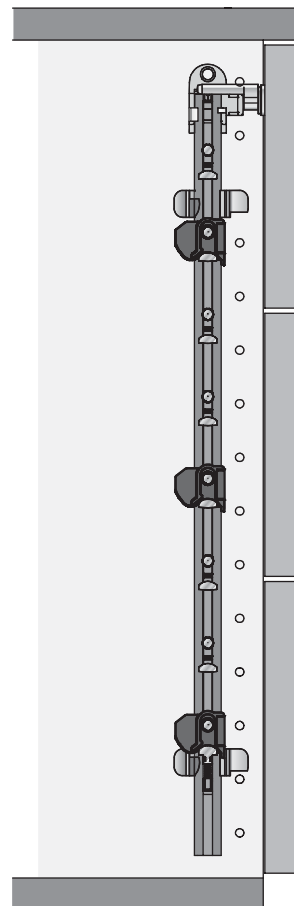
SVS 5



open / geöffnet



closed / geschlossen



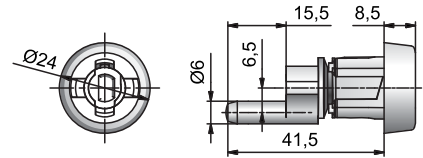



## Type 319

Order-No. Bestell-Nr.	Finish Oberfläche	BQ VE
--------------------------	----------------------	----------



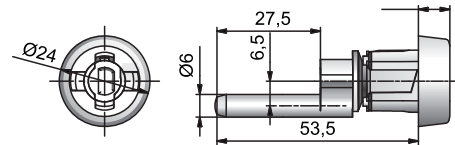
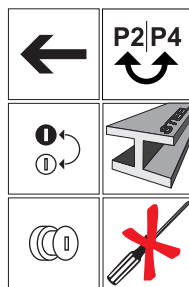
Central locking 319.06  
Zentralverschluss 319.06



143192065 ←	nickel plated / vernickelt	50
-------------	----------------------------	----



Central locking 319.01  
Zentralverschluss 319.01

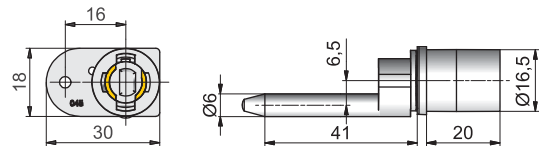
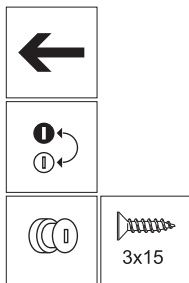


143192015 ←	nickel plated / vernickelt	50
-------------	----------------------------	----

## SVS 5



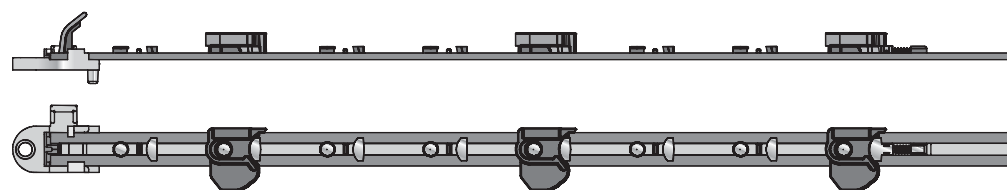
Lock 421.03  
Schloss 421.03



1442142031 ←	nickel plated / vernickelt	100
--------------	----------------------------	-----




Locking bar SVS5  
Schließstange SVS5



on request / auf Anfrage	Steel / Stahl	50
--------------------------	---------------	----

## SVS 5

### Anti-tilt locking system Sperrendes Verschluss-System



The perfect System Solution for Lateral File Cabinets,  
Tool Drawer and Workshop Cabinet Units

- 1. Chips secured by sprung-loaded tension
- 2. A precise 45 degree rotation permits opening of only one drawer at a time
- 3. Secure closing for up to 100kg pull-force
- 4. Flexible and easy installation within pre-determined pitch
- 5. Security through optimized locking geometry

Die perfekte Systemlösung für  
Kartei-, Werkzeug- und Betriebsschränke

- 1. Unter federleichter Spannung reihen sich die Plättchen aneinander
- 2. Eine präzise 45°-Drehung gibt immer nur einen Auszug gleichzeitig frei
- 3. Es haben bis zu 100 kg sicheren halt
- 4. Das einfache Aneinanderreihen im vorgegebenen Raster ermöglicht einen flexiblen und komfortablen Einbau
- 5. Die raffinierte Sperrergeometrie reguliert das Gliedersystem

System components  
Systembauteile

**12**

**System components**

Sytembauteile

**Order-No.  
Bestell-Nr.**
**Finish  
Oberfläche**
**BQ  
VE**

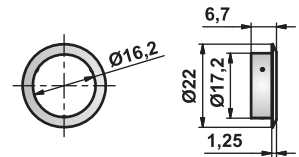
 Rosette Ø 16,5  
Rosette Ø 16,5

To fix on cylinder / Zum Klemmen auf Zylinder

**441650400**

nickel plated / vernickelt

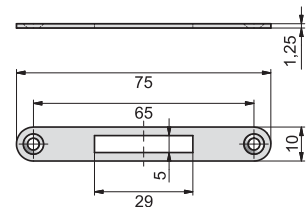
250


 Striker plate 7510  
Schließblech 7510

**447510200**

nickel plated / vernickelt

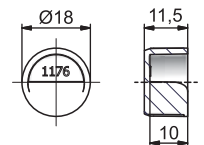
250


 socket 1176  
Schließbuchse 1176

**561176001**

black / white schwarz / weiß

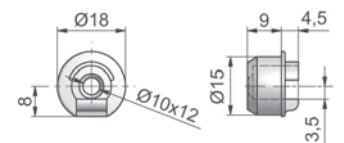
50


 socket 1085  
Arretierungshülse 1085

**541085001**

vernickelt / nickel plated

50

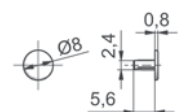

 Key retention 0503  
Schlüsselabzugsperr 0503

**For lock / für Schloss:**  
Type 32X-32X.01

**510000503**

weiß / white

100



## System components

Sytembauteile



Socket 012  
Arretierungshülse 012

Order-No.  
Bestell-Nr.

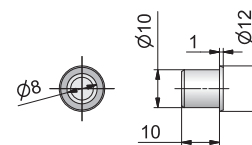
Finish  
Oberfläche

BQ  
VE

543200120

nickel plated / vernickelt

250



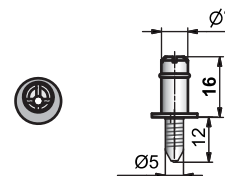
Stop 058.5  
Anschlagstift 058.5

Buffer for use with inside doors.  
Einsatz für innenliegende Glastüren.

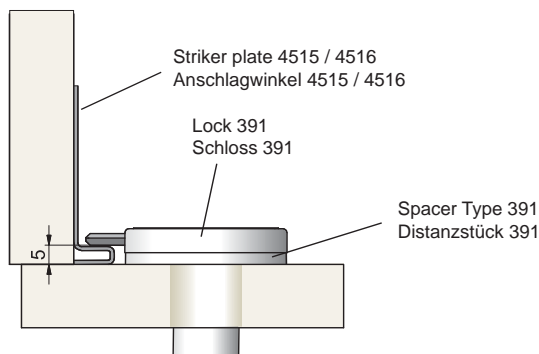
547500585

nickel plated / vernickelt

500



Spacer 014  
Distanzstück 014

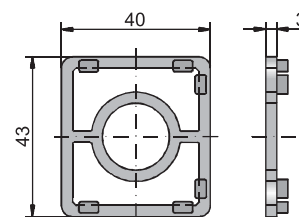


For lock / für Schloss:  
Type 391

463910000

black / schwarz

250



Spacer 4253  
Distanzstück 4253

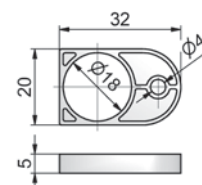
For lock / für Schloss:

Type 421.03      Type 429.09  
Type 428.03      Type 471.03

464253000

black / schwarz

200



Spacer 4251  
Distanzstück 4251

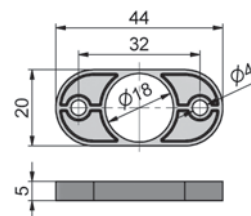
For lock / für Schloss:

Type 371      Type 375  
Type 427.01

464251000

black / schwarz

200



Spacer 38  
Distanzstück 38

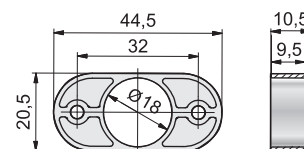
For lock / für Schloss:

Type 371      Type 375  
Type 427.01

563843100

black / schwarz

200



## System components

Sytembauteile

Order-No.  
Bestell-Nr.

Finish  
Oberfläche

BQ  
VE

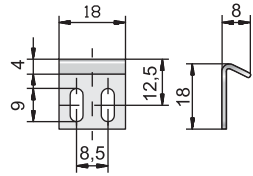


Striker plate 1807  
Anschlagwinkel 1807



441807100

nickel plated / vernickelt



50

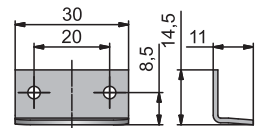


Striker plate 3011  
Anschlagwinkel 3011



443011100

nickel plated / vernickelt



250

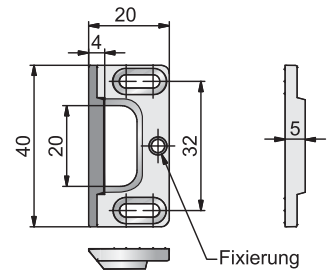


Striker plate 4005  
Schließwinkel 4005



440060010

nickel plated / vernickelt



250

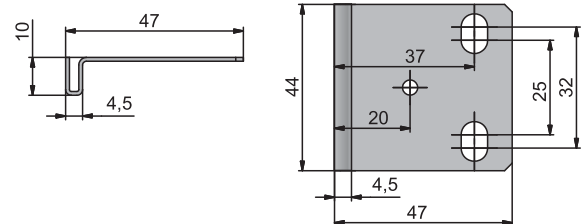


Striker plate 4515  
Schließwinkel 4515



444515110

nickel plated / vernickelt



250

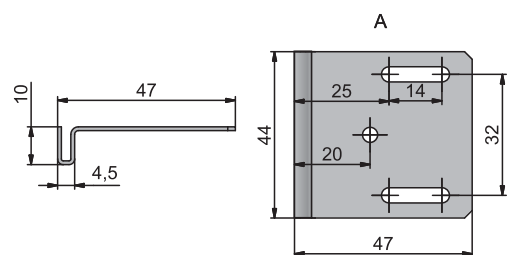


Striker plate 4516  
Schließwinkel 4516



444516110

nickel plated / vernickelt



250

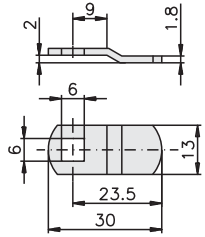
## System components

Sytembauteile



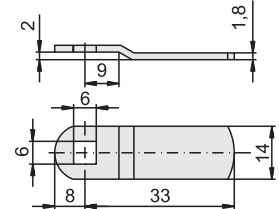
Bolt 023  
Riegel 023

Order-No. Bestell-Nr.	Finish Oberfläche	BQ VE
<b>443710230</b>	nickel plated / vernickelt	250



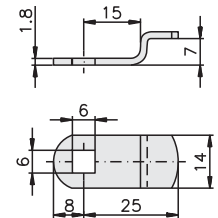
Bolt 126  
Riegel 126

<b>443711260</b>	nickel plated / vernickelt	250
------------------	----------------------------	-----



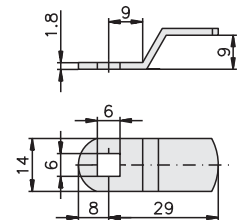
Bolt 335  
Riegel 335

<b>443713350</b>	nickel plated / vernickelt	250
------------------	----------------------------	-----



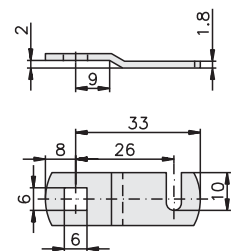
Bolt 152  
Riegel 152

<b>443711520</b>	nickel plated / vernickelt	250
------------------	----------------------------	-----



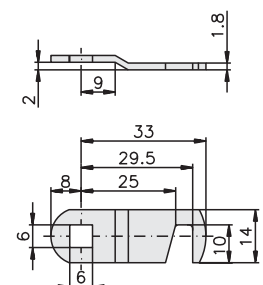
Bolt 024  
Riegel 024

<b>443710240</b>	nickel plated / vernickelt	250
------------------	----------------------------	-----



Bolt 329  
Riegel 329

<b>443713290</b>	nickel plated / vernickelt	250
------------------	----------------------------	-----



[www.lehmann-locks.com](http://www.lehmann-locks.com)

... locking systems worldwide





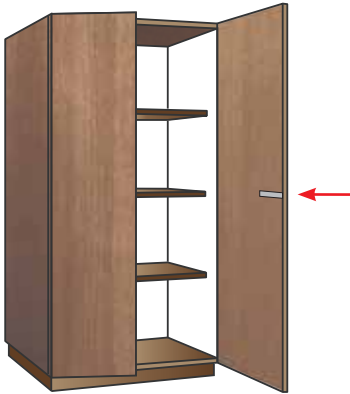
Dial Lock  
e-solutions

13

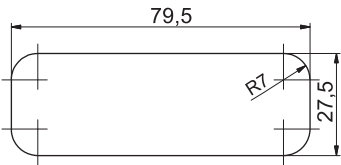
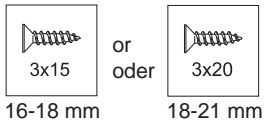
## Dial Lock 57

Zahlenkombinations-  
schloss 57

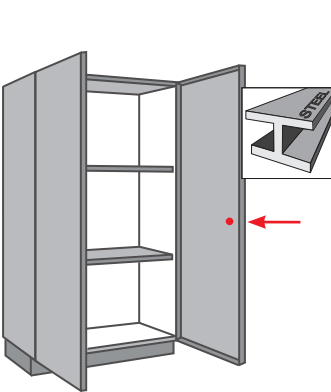
Application example  
Anwendungsbeispiel



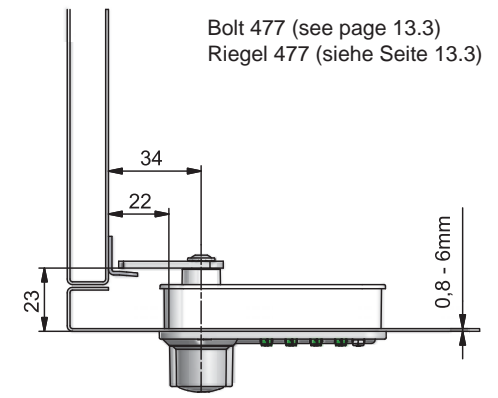
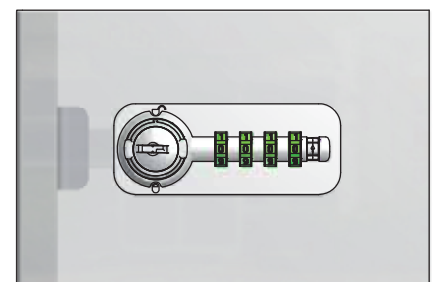
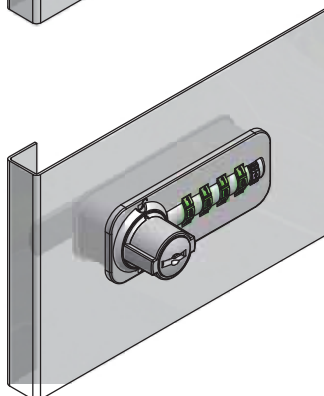
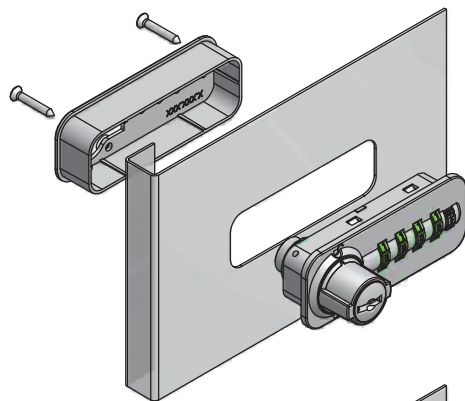
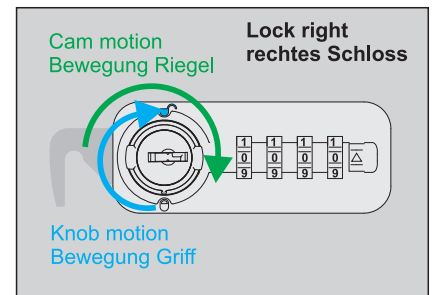
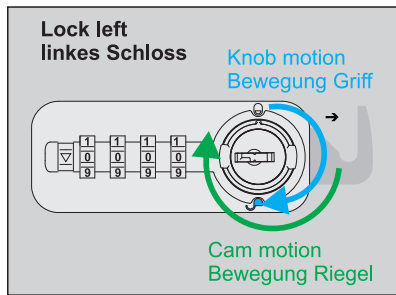
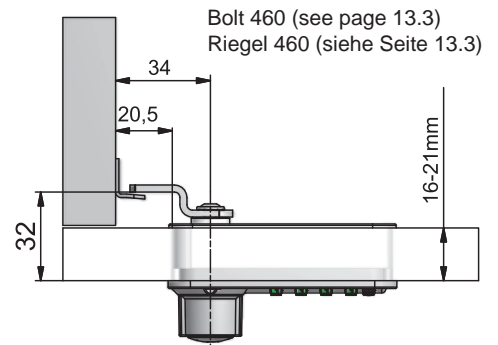
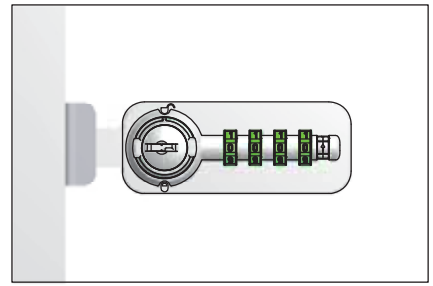
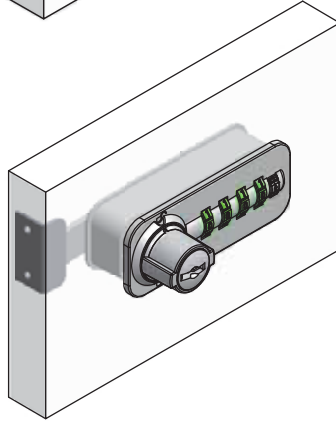
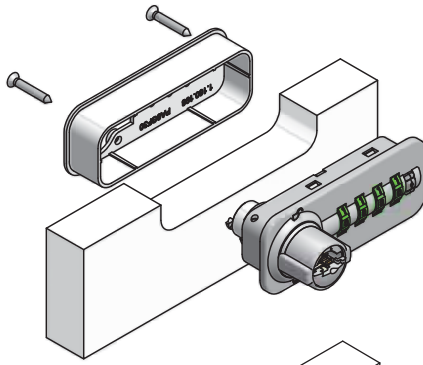
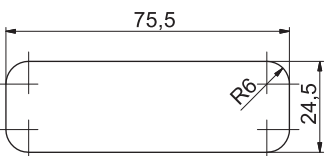
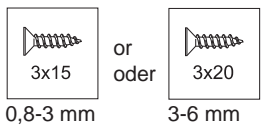
Milling groove  
Fräsbild



Application example  
Anwendungsbeispiel



Stamping configuration  
Stanzbild



**Dial Lock 57**

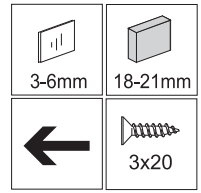
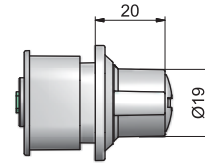
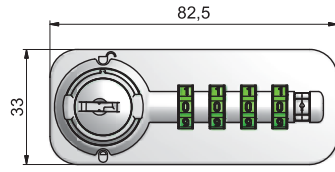
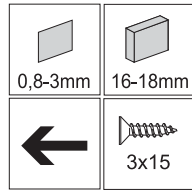
Zahlenkombinations-  
schloss 57



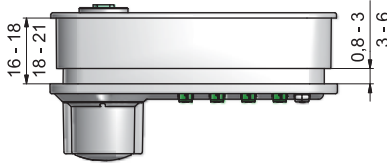
**A57S.1**  
Combination lock for cam  
Kombinationsschloss für  
Riegel

Order-No.  
Bestell-Nr.

BQ  
VE Order-No.  
Bestell-Nr.



- 3657124001005
- 3657124001004
- 3657124001003
- 3657124001002
- 3657124001001 ←



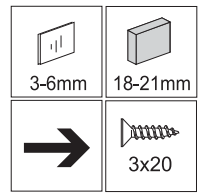
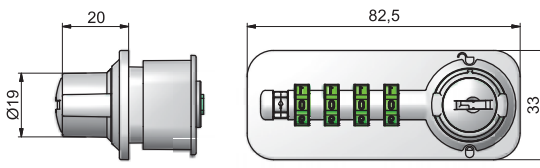
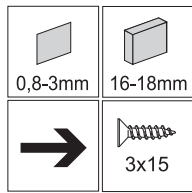
- Systems /  
Anlagen
- AA-05
  - AA-04
  - AA-03
  - AA-02

- 3657134001005
- 3657134001004
- 3657134001003
- 3657134001002
- 3657134001001

schwarz / black AA-01 50

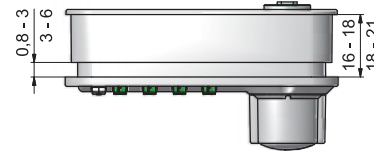


**A57S.1**  
Combination lock for cam  
Kombinationsschloss für  
Riegel



- 3657124002005
- 3657124002004
- 3657124002003
- 3657124002002
- 3657124002001 →

- AA-05
- AA-04
- AA-03
- AA-02



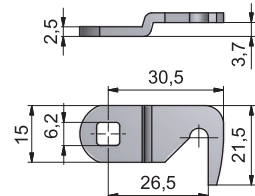
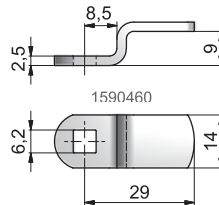
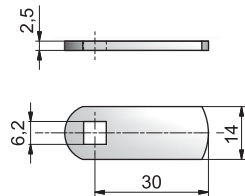
- 3657134002005
- 3657134002004
- 3657134002003
- 3657134002002
- 3657134002001

schwarz / black AA-01 50

Cam 477 / Riegel 477

Cam 460 / Riegel 460

Cam 827.027 / Riegel 827.027



443714770

443714600

448270027

nickel plated / vernickelt

50

Systems-  
Anlagen

- AA-05
- AA-04
- AA-03
- AA-02



Emergency key  
Notschlüssel

on request / auf Anfrage AA-01 nickel plated / vernickelt



Code finding pin 504  
Codefinder 504

500000504

Inox / Edelstahl

50



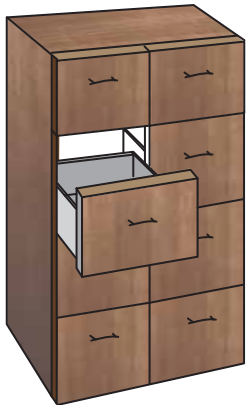
**M400 TA**

**M400 TA electronic latch lock with keypad**

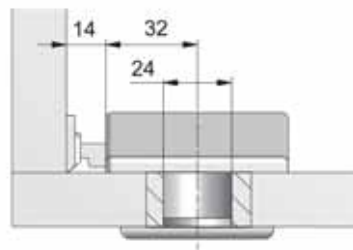
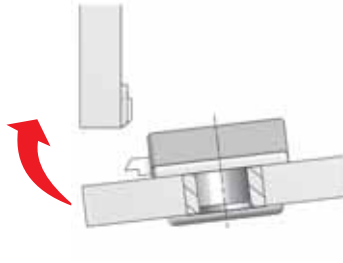
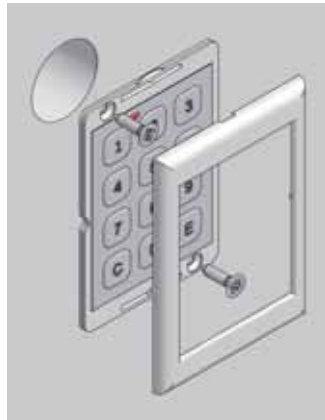
- Individually personalised code setting, simple operation
- Code setting and modification without additional accessories
- Numerous operating options selectable via keypad
- No administrative overheads
- Solution for hinged doors, flaps, and drawers
- Security of valuables in lockers, lock up documents securely

**M400 TA Elektronisches Fallenschloss mit Tastatur**

- Codierung individuell frei wählbar, einfache Bedienung
- Codierung und Codeänderung ohne zusätzliche Hilfsmittel
- Zahlreiche Bedienungsoptionen über Tastatur wählbar
- Kein Verwaltungsaufwand
- Lösung für Drehtüren, Klappen und Schubkästen
- Sicherung von Wertsachen in Spinden, Dokumente sicher verschließen



Application example  
Anwendungsbeispiel

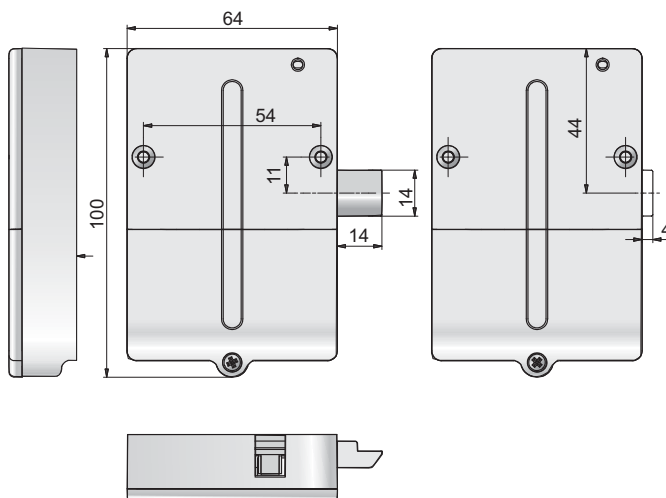


M400 TA



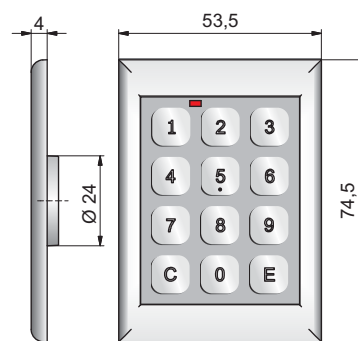
M400 TA

black / schwarz



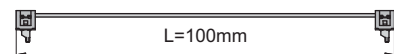
Keypad  
Tastatur

alu white / RAL 9006



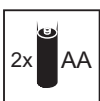
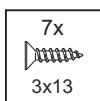
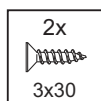

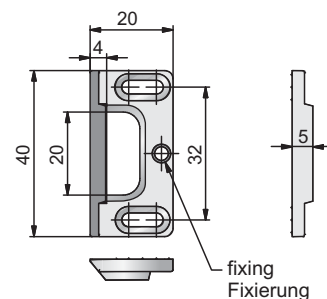
connecting cable  
Verbindungskabel

grey / grau



striker plate  
Anschlagwinkel

nickel plated / vernickelt



M400 TA set

Order-No.  
Bestell-Nr.

040014132

BQ  
VE

1

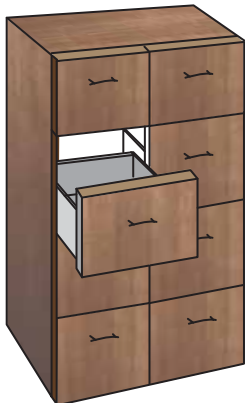
**M400 e-Globe II**

**M400 radio 2.4GHz**

- Latch lock with remote radio operation, standalone use
- Can learn up to 20 transmitters
- Simple programming without additional software

**M400 Funk 2,4GHz**

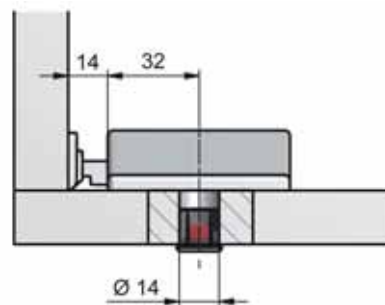
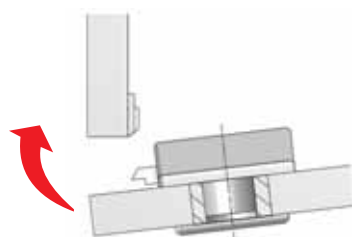
- Fallenschloss mit Funkfernbedienung, standalone Anwendung
- Bis zu 20 Sender einlernbar
- Einfache Programmierung ohne weitere Software



Application example  
Anwendungsbeispiel



shown in locked position  
Darstellung geschlossen

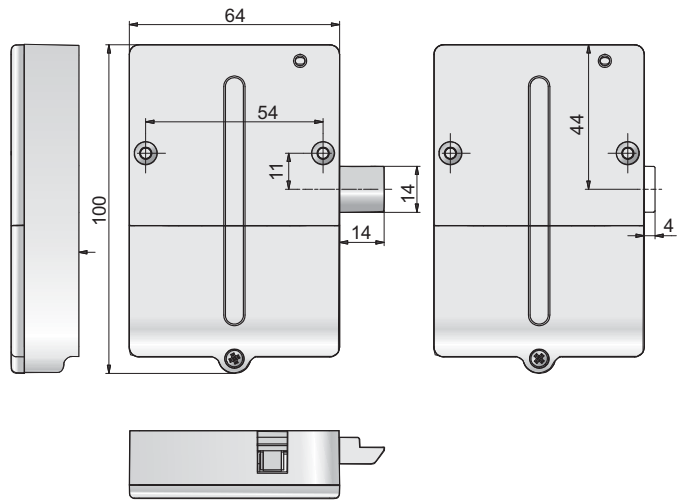


M400 e-Globe II



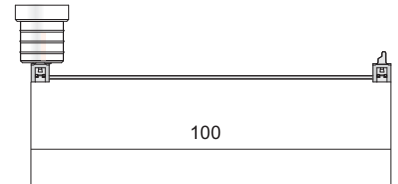
M400 Box e-Globe II

black / schwarz



optical indicator with cable  
optische Anzeige mit Kabel

translucent / grey  
transluzent / grau



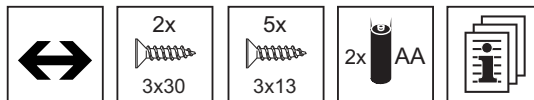
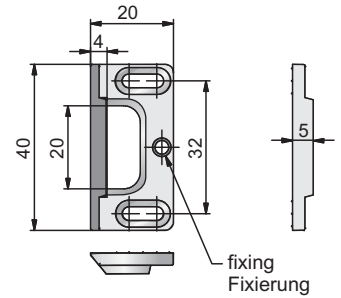
programming stick  
Programmierstift

translucent / transluzent



striker plate  
Anschlagwinkel

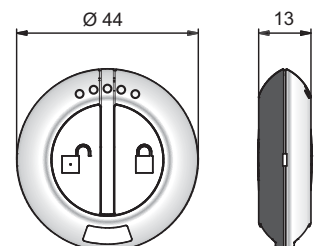
nickel plated / vernickelt



	Order-No. Bestell-Nr.	BQ VE
M400 e-Globe II set	040154130	1



translucent - black  
transluzent - schwarz



transmitter 008.306 Sender 008.306	040083060	1
---------------------------------------	-----------	---

## DIAL LOCKS

### Your code is the key

- Freely selectable codes
- No Locking Plan Management
- Solutions for all types of furniture (pedestals, file cabinets and roller-shutter units)

### Ihre Zahl ist der Schlüssel

- Frei wählbare Codierungen
- Keine Schließplanverwaltung
- Lösungen für alle Möbelarten (Container, Karteischränke, Jalousieschränke)





**General terms and conditions  
Allgemeine Geschäftsbedingungen**





## General terms and conditions

### Acceptance of terms and conditions of sale

All offers and agreements shall be based exclusively on the following terms and conditions. Buyer's differing terms and conditions not expressly accepted in writing shall not be binding. All offers made by LEHMANN Vertriebsgesellschaft mbH & Co. KG (referred to below in short as LEHMANN) are without obligation in principle unless expressly otherwise agreed.

### 1. Placing of order

- 1.1. The decisive factor for the conclusion of a contract of sale and the scope of the resulting supply commitments shall be corresponding written expressions of will by both parties to the contract. Verbal collateral agreements shall not be made. If persons not authorised to represent LEHMANN conclude agreements differing from or supplementary to this contract, including waiver of this written form clause, these shall be valid only if confirmed in writing by LEHMANN. Otherwise in case of doubt, changes and additions shall be binding only when confirmed in writing.
- 1.2. The customer shall be liable for the correctness of the documents and data it supplies, such as drawings, templates and samples.
- 1.3. The data, drawings and specifications given in catalogues, price lists or offer documents are approximate values customary in the industry unless expressly designated as binding in the acknowledgment.

### 2. Time of delivery and delays

- 2.1. Periods of delivery and deadlines shall be deemed only approximate unless we have expressly promised in writing that they shall be binding. In the case of sales ex works the periods of delivery and deadlines shall be deemed met if the goods leave the factory/warehouse within the period of delivery or by the deadline. They shall likewise be deemed met upon notification of readiness for shipment if the goods cannot be dispatched on time through no fault of ours. In the case of call-off transactions and/or transactions where the buyer arranges collection of the goods purchased, making ready of the goods shall be deemed delivery.
- 2.2. The periods shall be extended appropriately if failure to meet periods of delivery is due to force majeure, e.g. mobilisation, war, riot or similar events such as strike or lockout. In such cases LEHMANN shall also be entitled to withdraw in full or in part from the unfulfilled part of the contract.
- 2.3. Compensation claims by the buyer for delayed delivery and compensation claims in lieu of performance shall be excluded in all cases of delayed delivery including after expiry of a time set by LEHMANN. This shall not apply to mandatory liability in cases of intent, gross negligence or injury to life, limb or health. The buyer may withdraw from the contract as provided by law only if LEHMANN is responsible for the delayed delivery and the buyer has set an appropriate extension of term of at least 4 weeks. The above provisions shall not imply a change to the burden of proof to the buyer's detriment.

### 3. Pricing

Unless expressly otherwise agreed, prices are ex works, exclusive of value added tax at the rate in force and exclusive of packing, carriage, postage and insurance. The prices at the date of acknowledgment shall apply in principle. If a significant change occurs to certain cost factors, such as wages, input material or carriage, the agreed price may be adjusted appropriately according to the impact of the relevant cost factors unless there are mandatory legal provisions preventing this. Small orders up to a net goods value of EUR 250 are subject to an EUR 25 handling charge.

In principle, goods will be delivered only in standard packs. We reserve the right to increase orders according to our pack sizes. Packaging is not taken back. Unless otherwise agreed, LEHMANN will choose the type of packing.

### 4. Terms of payment

- 4.1. All invoices are payable net within 30 days from the invoice date. Discount of 3% will be allowed for payment within 10 days provided that the buyer is not in default of settlement of accounts receivable.
- 4.2. Expenses such as bank charges levied upon remittance of the invoice value and the expenses of presentation of the shipping documents shall be to the buyer's account.
- 4.3. Cheques and bills will be discounted only on account of payment. Credit notes in respect of bills and cheques are issued subject to receipt of the expenses with the value date as at the date when the countervalue is at our disposal. Differences between the calculated rate and the official rate shall likewise be to the buyer's account. The risk of currency losses shall be borne by the buyer.
- 4.4. If the period of payment according to 4.1. is exceeded LEHMANN shall be entitled to charge interest for the year in the amount of 5 percentage points above the base interest rate in accordance with section 1 of the Base Interest Rates Transitional Act.
- 4.5. Rights of retention or offset are permissible only against claims that are undisputed or legally enforceable.
- 4.6. If the buyer is in arrears with a part payment LEHMANN may make the whole outstanding amount due immediately and withdraw from the contract and/or demand damages after first setting an appropriate time for payment or subsequent performance without result unless the setting of a time may be dispensed with according to provisions of law. If an invoice amount due is not paid despite two reminders, all outstanding invoice amounts shall become due immediately.

### 5. Dispatch and passing of risk

The risk passes to the buyer, including in the case of delivery carriage prepaid, when the goods are handed over to the person in charge of shipping or loaded on to a vehicle by LEHMANN. LEHMANN shall be entitled but not obliged to insure deliveries in the buyer's name and for the buyer's account. In the case of damage in transit the buyer shall immediately ascertain the facts with the carrier or the appropriate bodies and inform LEHMANN.

### 6. Making to order

Unless otherwise agreed the goods will be delivered in the shipping units indicated in the order documents. Smaller order quantities are subject to special agreement. Part deliveries of a reasonable volume are permissible. In the case of making to order the unit delivery may be subject to a shortfall or excess of up to 10%.

## General terms and conditions

### 7. Industrial property rights

LEHMANN retains ownership and copyright in illustrations, drawings and other documents. They shall not be made accessible to third parties without LEHMANN's consent and they shall be returned to LEHMANN immediately on request. If the making of goods according to the buyer's drawings, samples or other data infringes third party industrial property rights, the buyer shall indemnify LEHMANN from all claims.

### 8. Retention of title

- 8.1. Goods supplied shall remain our property until satisfaction of all our claims arising from the entire business relationship. If the realisable value of all our security rights exceeds the amount of all the secured claims by more than 10% we will release a corresponding part of the security rights upon request by the buyer.
- 8.2. The buyer is prohibited from pledging goods subject to retention of title or assigning them as security. The buyer is permitted to dispose of the reserved goods in the ordinary course of business. The buyer hereby assigns to us all its claims against third parties arising from resale of the reserved goods. The buyer is authorised to collect such claims even after assignment. Authority to collect may be revoked at any time.
- 8.3. Processing or conversion of the object of sale by the buyer is always undertaken on LEHMANN's behalf. If the object of sale is processed with other objects not belonging to us we shall acquire joint ownership of the new thing in proportion to the value of the object of sale to the other objects processed at the time of processing.
- 8.4. The buyer shall notify us immediately in the case of seizures, attachments or other third party disposals or encroachments.
- 8.5. If the buyer is in breach of its obligations, in particular in case of delay in payment, we shall be entitled to withdraw from the contract and take back the goods upon expiry without result of an appropriate time allowed for the buyer to perform, notwithstanding the legal provisions relating to the dispensability of setting a time. The buyer shall be obliged to surrender the goods.

### 9. Defects of quality

We shall be liable as follows for defects of quality:

- 9.1. All parts or deliveries presenting a defect of quality within the period of limitation shall be repaired, re-delivered or re-manufactured at our option free of charge if the cause predates the passing of risk.
- 9.2. Claims for defects shall become statute-barred in 12 months. This shall not apply in cases of injury to life, limb or health, intentional or grossly negligent breach of duty or concealment of a defect with intent to deceive.
- 9.3. The buyer shall notify defects of quality without delay and within 8 days at the latest following receipt of the objects sold.
- 9.4. In case of complaints about defects the buyer's payments may be retained to an extent in an appropriate proportion to the defects of quality concerned. The buyer may retain payments only if a complaint is made about defects the justification for which is in no doubt. If a complaint about defects is unjustifiably made we shall be entitled to demand reimbursement of our expenses by the buyer.
- 9.5. LEHMANN shall first of all be given an opportunity of subsequent performance within an appropriate time. If subsequent performance is unsuccessful the buyer may withdraw from the contract or reduce the payment, notwithstanding any compensation claims in accordance with clause 10.
- 9.6. Warranty claims shall not apply in the case of minor deviation from the agreed quality, minor impairment of usability, natural wear and tear or damage occurring after passing of risk due to incorrect or negligent treatment, excessive stress, unsuitable operating consumables or special external influences not presupposed in the contract. If improper modifications or repairs are carried out by the buyer or third parties, no warranty claims shall apply to these or to the consequences ensuing.
- 9.7. Buyer's claims for expenses necessary for the purpose of subsequent performance, such as transport, travel, labour and material expenses, shall be excluded if the expenses are increased by subsequently taking the object delivered to a place other than the buyer's establishment unless such transfer is in accordance with its intended use.
- 9.8. The buyer shall be entitled to claim under a right of recourse against the seller in accordance with section 478 of the German Civil Code only if the buyer has not made any agreements with its customer that go beyond the statutory warranty claims. 9.9. Compensation claims shall also be subject to clause 10. Claims by the buyer further or other than as provided for here against LEHMANN and its agents due to a defect shall be excluded.

### 10. General limitations of liability

We shall not be liable for losses caused by us, our legal representatives or agents through ordinary negligence. This applies regardless of the legal nature of the claim made, in particular arising from default, other breach of duty or tort. This limitation of liability shall not apply to damage due to injury to life, limb or health or to breach of essential contractual obligations.

### 11. Place of performance and jurisdiction

The place of performance for the obligations arising from transactions, with respect to both delivery and payment, shall be Minden, Westphalia. The place of jurisdiction for both parties shall be Minden, Westphalia irrespective of the amount in dispute.

### 12. Choice of law

German substantive law shall apply exclusively to legal relations in connection with this contract.

### 13. Partial ineffectiveness

Should any of the above clauses be or become ineffective, the ineffective provisions shall be replaced by provisions coming as close as possible to the economic purpose of the ineffective provisions, taking appropriate account of both parties' interests.

Stand September 2003

## Standards and guidelines



### DIN EN 16014

Hardware for furniture – Furniture locks – Requirements and testing

LEHMANN hardware for furniture is produced in accordance with DIN EN 16014 (Hardware for furniture - Strength and durability of locking mechanisms) by the DIN Woodworking and Furniture Standards Committee (NHM).

LEHMANN hardware for furniture is monitored internally in compliance with DIN EN 16014.



### RoHS (EU Directive 2002/95/EC dated 27.1.2003)

The materials and products supplied by LEHMANN meet with the RoHS requirements (EU Directive 2002/95/EC dated 27.1.2003).

They do not contain the following substances, or in no more than the maximum concentration permitted according to the RoHS Directive:

- Lead, lead compounds and alloys
- Cadmium, cadmium compounds and alloys
- Mercury, mercury compounds and alloys
- Hexavalent chromium
- Polybrominated biphenyl (PBB) and polybrominated diphenylether (PBDE)

This confirmation also applies for materials and products to be supplied in future, according to the present status as of September 2012 and current requirements.



### REACH Regulation (EC) No. 1907/2006

REACH stands for Registration, Evaluation, Authorization and Restriction of Chemicals. The Regulation came into force throughout the European Union on 1 June 2007.

As a manufacturer of locks and fittings, LEHMANN is a downstream user as defined by the REACH Regulation (EC) No. 1907/2006. The manufacturers and importers, i.e. our suppliers, are responsible for pre-registration and subsequent registration of the raw materials and substances which we use.

As a downstream user, we fully meet with our obligation to communicate in the supply chain. Safety data sheets are available for the substances which we use. A REACH officer has been appointed.



### Polycyclic aromatic hydrocarbons (PAH)

Articles and parts supplied by our company for which PAH could be a factor of relevance in the dye concentrates used meet with the requirements pursuant to

- the Hazardous Substances Ordinance (GefStoffV), Annex IV No. 28 (Polycyclic aromatic hydrocarbons PAH), dated 23.12.2004
- the regulations governing award of the GS (Safety Tested) mark as from 1.4.2008 (min. category 2).

Extract:

Parameter	Category 1	Category 2	Category 3
	Materials in contact with foods or materials destined for use in items to be used in the mouth and for toys for children < 36 months.	Materials with foreseeable skin contact, more than 30 seconds (longer term skin contact) and toys not covered by Category 1.	Materials with foreseeable skin contact less than 30 seconds (short term skin contact) or without skin contact.
Benzo[a]pyren mg/kg	Not detectable (<0.2)	1	20
Total 16 PAH (EPA) mg/kg	Not detectable (<0.2)	10	200



# Zertifikat

Die LGA InterCert Zertifizierungsgesellschaft mbH bescheinigt hiermit als akkreditierte und anerkannte Zertifizierungsstelle für Qualitätsmanagementsysteme, dass das Unternehmen

**Lehmann Vertriebsgesellschaft mbH & Co. KG**  
**Uphauser Weg 82**  
**32429 Minden**  
Deutschland

in den Bereichen: Vertrieb von Schloss-Systemen für Möbel  
mit den Unternehmen

**Martin Lehmann**  
GmbH & Co. KG  
Am Kohlgraben 6-10  
32429 Minden  
Deutschland

**Möbelschlossfabrik Brandenburg**  
GmbH & Co. KG  
Potsdamer Landstraße 14-16  
14776 Brandenburg an der Havel  
Deutschland

**GOLDIN-Druckguss**  
GmbH & Co. KG  
Feldstraße 25  
32457 Porta Westfalica  
Deutschland

**HUWIL Locks**  
GmbH & Co. KG  
Weccostraße 7-11  
53783 Eitorf  
Deutschland

in den Bereichen: Entwicklung und Herstellung von Schloss-Systemen für Möbel.  
ein gemeinsames

## Qualitätsmanagementsystem

nach

### DIN EN ISO 9001:2008

Qualitätsmanagementsysteme - Anforderungen  
eingeführt hat und anwendet.

Durch ein Zertifizierungsaudit der LGA InterCert Zertifizierungsgesellschaft mbH wurde der Nachweis erbracht, dass das QM-System des Unternehmens die Anforderung des oben genannten Standards erfüllt.

**Erstzertifizierung im April 2006**

Gültigkeit des Zertifikates bis 26. April 2015

Registriernummer: **QM-1920760**

Nürnberg, den 4. Juli 2012



Andrea Sterl  
Prokuristin

  
Siegfried Loos  
Leitender Auditor



## Allgemeine Geschäftsbedingungen

### Anerkennung der Lieferbedingungen

Allen Angeboten und Vereinbarungen liegen ausschließlich nachfolgende Bedingungen zugrunde; abweichende Bedingungen des Käufers, die nicht ausdrücklich schriftlich anerkannt werden, sind nicht verbindlich. Alle Angebote der LEHMANN Vertriebsgesellschaft mbH & Co. KG (im folgenden kurz LEHMANN genannt) sind grundsätzlich freibleibend, es sei denn, eine andere Vereinbarung ist ausdrücklich zugrunde gelegt.

### 1. Auftragserteilung

- 1.1. Maßgebend für den Abschluss eines Kaufvertrages und den Umfang der sich daraus ergebenden Lieferverpflichtungen ist die Abgabe entsprechender schriftlicher Willenserklärungen beider Vertragsparteien. Mündliche Nebenabreden sind nicht getroffen. Sofern von Personen, die für LEHMANN nicht zur Vertretung bevollmächtigt sind, von diesem Vertrag abweichende oder ihn ergänzende Vereinbarungen getroffen werden, wozu auch die Aufhebung dieser Schriftformklausel gehört, bedürfen sie zu ihrer Wirksamkeit der schriftlichen Bestätigung durch LEHMANN. Auch sonst sind im Zweifel Änderungen und Ergänzungen erst dann verbindlich, wenn sie schriftlich bestätigt sind.
- 1.2. Der Besteller haftet für die Richtigkeit der von ihm zu liefernden Unterlagen, wie insbesondere Zeichnungen, Lehren und Muster.
- 1.3. Die in Katalogen, Preislisten oder den zum Angebot gehörenden Unterlagen enthaltenen Angaben, Zeichnungen und Leistungsbeschreibungen sind branchenübliche Näherungswerte, es sei denn, dass sie in der Auftragsbestätigung ausdrücklich als verbindlich bezeichnet werden.

### 2. Lieferzeit und Lieferverzögerungen

- 2.1. Lieferfristen und Termine gelten nur annähernd, es sei denn, dass wir eine schriftliche Zusage ausdrücklich als verbindlich gegeben haben. Bei Verkäufen ab Werk sind die Lieferfristen und Termine eingehalten, wenn die Ware innerhalb der Lieferfrist oder zu dem Liefertermin das Werk/Lager verlässt, sie gelten ferner mit der Meldung der Versandbereitschaft als eingehalten, wenn die Ware ohne unser Verschulden nicht rechtzeitig abgesandt werden kann. Bei Abrufgeschäften und/oder bei Geschäften, bei denen der Käufer die Abholung der gekauften Ware veranlasst, gilt die Bereitstellung der Ware als Lieferung.
- 2.2. Ist die Nichteinhaltung von Lieferfristen auf höhere Gewalt, z. B. Mobilmachung, Krieg, Aufruhr oder ähnliche Ereignisse, z. B. Streik, Aussperrung zurückzuführen, verlängern sich diese Fristen angemessen. In diesen Fällen ist LEHMANN auch berechtigt, wegen des nicht erfüllten Teiles vom Vertrag ganz oder teilweise zurückzutreten.
- 2.3. Sowohl Schadensersatzansprüche des Käufers wegen Verzögerung der Lieferung als auch Schadensersatzansprüche statt der Leistung sind in allen Fällen verzögerter Lieferung, auch nach Ablauf einer LEHMANN gesetzten Frist ausgeschlossen. Dies gilt nicht, soweit in Fällen des Vorsatzes, der groben Fahrlässigkeit oder wegen der Verletzung des Lebens, des Körpers oder der Gesundheit zwingend gehaftet wird. Vom Vertrag kann der Käufer im Rahmen der gesetzlichen Bestimmungen nur zurücktreten, soweit die Verzögerung der Lieferung von LEHMANN zu vertreten ist und der Käufer eine angemessene Nachfrist von mindestens 4 Wochen gesetzt hat. Eine Änderung der Beweislast zum Nachteil des Käufers ist mit den vorstehenden Regelungen nicht verbunden.

### 3. Preisstellung

Die Preise verstehen sich, soweit nichts anderes ausdrücklich vereinbart ist, zuzüglich der jeweils gültigen Mehrwertsteuer ab Werk und schließen Verpackungen, Fracht, Porto und Versicherung nicht ein. Es gelten grundsätzlich die Preise am Tage der Auftragsbestätigung. Tritt eine wesentliche Änderung bestimmter Kostenfaktoren, wie insbesondere der Kosten für Löhne, Vormaterial oder Fracht ein, so kann der vereinbarte Preis entsprechend dem Einfluss der maßgebenden Kostenfaktoren in angemessenem Umfang angepasst werden, sofern nicht zwingende gesetzliche Vorschriften entgegenstehen. Für Kleinaufträge bis zu einem Nettowarewert von EURO 250,00 berechnen wir einen Bearbeitungszuschlag von EURO 25,00. Lieferung von Artikeln erfolgt grundsätzlich nur in Standardpackungen. Wir behalten uns vor, Bestellungen entsprechend unseren Verpackungsgrößen zu erhöhen. Verpackung wird nicht zurückgenommen. Sofern nichts anderes vereinbart ist, wählt LEHMANN die Verpackungsart.

### 4. Zahlungsbedingungen

- 4.1. Alle Rechnungen sind innerhalb von 30 Tagen ab Rechnungsdatum ohne Abzug zahlbar. Bei Zahlung innerhalb von 10 Tagen werden, soweit der Käufer nicht mit der Begleichung von Warenforderungen im Verzug ist, 3 % Skonto gewährt.
- 4.2. Spesen, wie z. B. bei der Überweisung des Rechnungswertes anfallende Bankspesen sowie die Spesen bei Einlösung der Verschiffungsdokumente, gehen zu Lasten des Käufers.
- 4.3. Die Hereinnahme von Schecks und Wechseln erfolgt nur zahlungshalber. Gutschriften über Wechsel und Schecks erfolgen vorbehaltlich des Eingangs der Auslagen mit Wertstellung des Tages, an dem wir über den Gegenwert verfügen können. Differenzen zwischen dem berechneten Kurs und dem amtlichen Kurs gehen ebenfalls zu Lasten des Käufers. Die Gefahr von Währungsverlusten trägt der Käufer.
- 4.4. Bei Überschreitung der Zahlungsfrist nach 4.1. ist LEHMANN berechtigt, für das Jahr Zinsen in Höhe von 5 Prozentpunkten über dem Basiszinssatz gem. § 1 Diskontsatz-Überleitungs-Gesetz zu berechnen.
- 4.5. Zurückbehaltungsrechte oder die Aufrechnung sind nur zulässig mit unbestrittenen oder rechtskräftig festgestellten Forderungen.
- 4.6. Kommt der Käufer mit einer Teilleistung in Rückstand, so kann LEHMANN die gesamte Restforderung sofort fällig stellen und vom Vertrag zurücktreten und/oder Schadensersatz verlangen, nachdem sie zuvor erfolglos eine angemessene Frist zur Leistung oder Nacherfüllung bestimmt hat, soweit die Fristsetzung nicht nach gesetzlichen Bestimmungen entbehrlich ist. Wird ein fälliger Rechnungsbetrag trotz zweimaliger Mahnung nicht bezahlt, werden alle noch offenen Rechnungsbeträge sofort fällig.

### 5. Versand und Gefahrübergang

Die Gefahr geht - auch bei frachtfreier Lieferung - auf den Käufer über, wenn die Ware dem Versandbeauftragten übergeben oder auf ein Fahrzeug von LEHMANN verladen worden ist. LEHMANN ist berechtigt, aber nicht verpflichtet, Lieferungen im Namen und für Rechnung des Käufers zu versichern. Bei Transportschäden hat der Käufer unverzüglich eine Tatbestandsaufnahme bei dem Frachtführer bzw. bei den zuständigen Stellen zu veranlassen und LEHMANN zu benachrichtigen.

### 6. Sonderanfertigung

Die Lieferung erfolgt mangels abweichender Vereinbarung in den aus den Auftragsunterlagen ersichtlichen Versandeinheiten. Niedrigere Bestellmengen bedürfen einer Sondervereinbarung. Teillieferungen in zumutbarem Umfang sind zulässig. Werden Sonderanfertigungen bestellt, so darf die stückzahlmäßige Lieferung bis 10 % unter- oder überschritten werden.

## Allgemeine Geschäftsbedingungen

### 7. Schutzrechte

An Abbildungen, Zeichnungen und sonstigen Unterlagen behält sich LEHMANN Eigentums- und Urheberrecht vor, sie dürfen ohne Einwilligung von LEHMANN Dritten nicht zugänglich gemacht werden und sind auf Verlangen unverzüglich an LEHMANN zurückzusenden. Werden bei der Anfertigung der Ware nach Zeichnungen, Mustern oder sonstigen Angaben des Käufers Schutzrechte Dritter verletzt, so stellt dieser LEHMANN von sämtlichen Ansprüchen frei.

### 8. Eigentumsvorbehalt

- 8.1. Die gelieferten Waren bleiben unser Eigentum bis zur Erfüllung aller unserer Ansprüche aus der gesamten Geschäftsverbindung. Soweit der realisierbare Wert aller Sicherungsrechte, die uns zustehen, die Höhe aller gesicherten Ansprüche um mehr als 10 % übersteigt, werden wir auf Wunsch des Käufers einen entsprechenden Teil der Sicherungsrechte freigeben.
- 8.2. Während des Bestehens des Eigentumsvorbehalts ist dem Käufer eine Verpfändung oder Sicherungsübereignung untersagt. Der Käufer ist berechtigt, die Vorbehaltsware im ordentlichen Geschäftsgang zu veräußern. Er tritt uns hiermit schon jetzt alle Forderungen ab, die ihm aus der Weiterveräußerung der Vorbehaltsware gegen Dritte erwachsen. Zur Einziehung dieser Forderungen ist der Käufer auch nach der Abtretung ermächtigt. Die Einzugsermächtigung ist jederzeit widerruflich.
- 8.3. Eine Verarbeitung oder Umbildung der Kaufsache durch den Käufer wird stets für LEHMANN vorgenommen. Wird die Kaufsache mit anderen, uns nicht gehörenden Gegenständen verarbeitet, so erwerben wir das Miteigentum an der neuen Sache im Verhältnis des Wertes der Kaufsache zu den anderen verarbeiteten Gegenständen zur Zeit der Verarbeitung.
- 8.4. Bei Pfändungen, Beschlagnahmen oder sonstigen Verfügungen oder Eingriffen Dritter hat der Käufer uns unverzüglich zu benachrichtigen.
- 8.5. Bei Pflichtverletzungen des Käufers, insbesondere bei Zahlungsverzug, sind wir nach erfolglosem Ablauf einer dem Käufer gesetzten angemessenen Frist zur Leistung zum Rücktritt und zur Rücknahme berechtigt; die gesetzlichen Bestimmungen über die Entbehrlichkeit einer Fristsetzung bleiben unberührt. Der Käufer ist zur Herausgabe verpflichtet.

### 9. Sachmängel

Für Sachmängel haften wir wie folgt:

- 9.1. Alle diejenigen Teile oder Lieferungen sind nach unserer Wahl unentgeltlich nachzubessern, neu zu liefern oder neu zu erbringen, die innerhalb der Verjährungsfrist einen Sachmangel aufweisen, sofern dessen Ursache bereits im Zeitpunkt des Gefahrüberganges vorlag.
- 9.2. Sachmängelansprüche verjähren in 12 Monaten. Dies gilt nicht in Fällen der Verletzung des Lebens, des Körpers oder der Gesundheit, bei einer vorsätzlichen oder grob fahrlässigen Pflichtverletzung und bei arglistigem Verschweigen eines Mangels.
- 9.3. Der Käufer hat Sachmängel unverzüglich, spätestens binnen 8 Tagen nach Empfang der verkauften Gegenstände schriftlich zu rügen.
- 9.4. Bei Mängelrügen dürfen Zahlungen des Käufers in einem Umfang zurückgehalten werden, die in einem angemessenen Verhältnis zu den aufgetretenen Sachmängeln stehen. Der Käufer kann Zahlungen nur zurückhalten, wenn eine Mängelrüge geltend gemacht wird, über deren Berechtigung kein Zweifel bestehen kann. Erfolgte die Mängelrüge zu Unrecht, sind wir berechtigt, die uns entstandenen Aufwendungen vom Käufer ersetzt zu verlangen.
- 9.5. Zunächst ist LEHMANN Gelegenheit zur Nacherfüllung innerhalb angemessener Frist zu gewähren. Schlägt die Nacherfüllung fehl, kann der Käufer - unbeschadet etwaiger Schadensersatzansprüche gem. Ziffer 10. - vom Vertrag zurücktreten oder die Vergütung mindern.
- 9.6. Mängelansprüche bestehen nicht bei nur unerheblicher Abweichung von der vereinbarten Beschaffenheit, bei nur unerheblicher Beeinträchtigung der Brauchbarkeit, bei natürlicher Abnutzung oder Schäden, die nach dem Gefahrübergang infolge fehlerhafter oder nachlässiger Behandlung, übermäßiger Beanspruchung, ungeeigneter Betriebsmittel oder aufgrund besonderer äußerer Einflüsse entstehen, die nach dem Vertrag nicht vorausgesetzt sind. Werden vom Käufer oder Dritten unsachgemäß Änderungen oder Instandsetzungsarbeiten vorgenommen, so bestehen für diese und die daraus entstehenden Folgen ebenfalls keine Mängelansprüche.
- 9.7. Ansprüche des Käufers wegen der zum Zwecke der Nacherfüllung erforderlichen Aufwendungen, insbesondere Transport-, Wege-, Arbeits- und Materialkosten sind ausgeschlossen, soweit die Aufwendungen sich erhöhen, weil der Gegenstand der Lieferung nachträglich an einen anderen Ort als die Niederlassung des Käufers verbracht worden ist, es sei denn, die Verbringung entspricht seinem bestimmungsgemäßen Gebrauch.
- 9.8. Rückgriffsansprüche des Käufers gegen den Verkäufer gem. § 478 BGB bestehen nur insoweit, als der Käufer mit seinem Abnehmer keine über die gesetzlichen Mängelansprüche hinausgehenden Vereinbarungen getroffen hat.
- 9.9. Für Schadensersatzansprüche gilt im übrigen Ziffer 10. Weitergehende oder andere als die hier geregelten Ansprüche des Käufers gegen LEHMANN und deren Erfüllungsgehilfen wegen eines Mangels sind ausgeschlossen.

### 10. Allgemeine Haftungsbegrenzungen

Wir haften nicht für Schäden, die wir, ein gesetzlicher Vertreter oder Erfüllungsgehilfe durch einfache Fahrlässigkeit verursacht haben. Dies gilt ohne Rücksicht auf die Rechtsnatur des geltend gemachten Anspruchs, insbesondere aus Verzug, sonstiger Pflichtverletzung oder unerlaubter Handlung. Diese Haftungsbeschränkung gilt nicht für Schäden aus der Verletzung des Lebens, des Körpers oder der Gesundheit und aus der Verletzung wesentlicher Vertragspflichten.

### 11. Erfüllungsort und Gerichtsstand

Als Erfüllungsort für die aus den Geschäften sich ergebenden Verbindlichkeiten, sowohl hinsichtlich der Lieferung wie auch Zahlung, gilt Minden/Westfalen als vereinbart. Gerichtsstand für beide Teile ist ohne Rücksicht auf die Höhe des Streitgegenstandes Minden/Westfalen.

### 12. Anzuwendendes Recht

Für die Rechtsbeziehungen im Zusammenhang mit diesem Vertrag gilt ausschließlich deutsches materielles Recht.

### 13. Unwirksamkeit von Klauseln

Sollten einzelne der vorstehenden Klauseln unwirksam sein oder werden, so sollen an die Stelle der unwirksamen Bedingungen solche Regelungen treten, die dem wirtschaftlichen Zweck der Bedingungen unter angemessener Wahrung der beiderseitigen Interessen am nächsten kommen.

Stand September 2003

## Normen und Richtlinien



### EN 16014

Möbelschlösser und Beschläge – Möbelschlösser – Anforderungen und Prüfungen

LEHMANN Möbelschlösser und Beschläge werden nach DIN EN 16014 (Möbelschlösser und Beschläge - Anforderungen und Prüfungen) vom Normenausschuss Holzwirtschaft und Möbel (NHM) im DIN gefertigt.  
LEHMANN Möbelschlösser und Beschläge werden Intern nach DIN EN 16014 überwacht.



### RoHS (EU-Richtlinie 2002/95/EG vom 27.01.2003)

Die von LEHMANN gelieferten Materialien und Produkte entsprechen den Anforderungen der RoHS (EU-Richtlinie 2002/95/EG vom 27.01.2003)

Folgende Stoffe sind nicht oder maximal in nach RoHS erlaubten Konzentrationen enthalten.

- Blei, Bleiverbindungen und -legierungen
- Cadmium, Cadmiumverbindungen und -legierungen
- Quecksilber, Quecksilberverbindungen und -legierungen
- Sechswertiges Chrom
- Polybromiertes Biphenyl (PBB) und polybromiertes Diphenylether (PBDE)

Diese Bestätigung gilt nach heutigem Stand September 2012 und aktuellen Anforderungen auch für zukünftige zu liefernde Materialien und Produkte.



### REACH- Verordnung Nr. 1907/2006(EG)

REACH steht für **R**egistration, **E**valuation, **A**uthorisation and **R**estriction of **C**hemicals; also für die Registrierung, Bewertung, Zulassung und Beschränkung von Chemikalien. Es handelt sich dabei um eine EU-Chemikalienverordnung, die am 1. Juni 2007 in Kraft getreten ist.

LEHMANN ist im Sinne der **REACH-Verordnung 1907/2006(EG)** als Schloss- und Beschlaghersteller ein **nachgeschalteter Anwender**. Die Vorregistrierung sowie die anschließende Registrierung der von uns verwendeten Rohstoffe und Substanzen obliegt den Herstellern bzw. Importeuren, also unseren Lieferanten.

Unserer Verpflichtung zur Kommunikation in der Lieferkette kommen wir als nachgeschalteter Anwender in vollem Umfang nach. Für die von uns verarbeiteten Stoffe werden **Sicherheitsdatenblätter** geführt. Ein **REACH-Beauftragter** ist benannt.



### Polyzyklische Aromatische Kohlenwasserstoffe (PAK)

Die von uns angebotenen Artikel und Bauteile mit einer Relevanz bezüglich einer PAK-Belastung der eingesetzten Farbkonzentrate entsprechen den Vorgaben

- der GefStoffV, Anhang IV Nr. 28 (Polyzyklische aromatische Kohlenwasserstoffe PAK) vom 23.12.04
- den Vorgaben der GS-Zeichenvergabe ab dem 01.04.2008 (min. Kategorie 2).

Auszug:

Parameter	Kategorie 1	Kategorie 2	Kategorie 3
	Materialien im Kontakt mit Lebensmitteln oder Materialien, die dazu bestimmt sind, in den Mund genommen zu werden und Spielzeug für Kinder < 36 Monate	Materialien mit vorhersehbarem Hautkontakt, länger als 30 s (längerfristiger Hautkontakt) und Spielzeug, das nicht unter Kategorie 1 fällt	Materialien mit vorhersehbarem Hautkontakt bis zu 30 s (kurzfristiger Hautkontakt) oder ohne Hautkontakt
Benzo[a]pyren mg/kg	nicht nachweisbar (<0,2)	1	20
Summe 16 PAK (EPA) mg/kg	nicht nachweisbar (<0,2)	10	200

Quelle: Zentralstelle der Länder für Sicherheitstechnik (ZLS) – ZEK 01-08



**InterCert**  
Zertifizierungsgesellschaft mbH

# Zertifikat

Die LGA InterCert Zertifizierungsgesellschaft mbH bescheinigt hiermit als akkreditierte und anerkannte Zertifizierungsstelle für Qualitätsmanagementsysteme, dass das Unternehmen

**Lehmann Vertriebsgesellschaft mbH & Co. KG**  
Uphauer Weg 82  
32429 Minden  
Deutschland

in den Bereichen: Vertrieb von Schloss-Systemen für Möbel  
mit den Unternehmen

Martin Lehmann  
GmbH & Co. KG  
Am Kohlgraben 6-10  
32429 Minden  
Deutschland

Möbelschlossfabrik Brandenburg  
GmbH & Co. KG  
Potsdamer Landstraße 14-16  
14776 Brandenburg an der Havel  
Deutschland

GOLDIN-Druckguss  
GmbH & Co. KG  
Feldstraße 25  
32457 Porta Westfalica  
Deutschland

HUWIL Locks  
GmbH & Co. KG  
Wecostraße 7-11  
53783 Eitorf  
Deutschland

in den Bereichen: Entwicklung und Herstellung von Schloss-Systemen für Möbel.  
ein gemeinsames

## Qualitätsmanagementsystem

nach

### DIN EN ISO 9001:2008

Qualitätsmanagementsysteme - Anforderungen  
eingeführt hat und anwendet.

Durch ein Zertifizierungsaudit der LGA InterCert Zertifizierungsgesellschaft mbH wurde der Nachweis erbracht, dass das QM-System des Unternehmens die Anforderung des oben genannten Standards erfüllt.

**Erstzertifizierung im April 2006**

Gültigkeit des Zertifikates bis 26. April 2015

Registriernummer: **QM-1920760**


Nürnberg, den 4. Juli 2012



Andrea Sterl  
Prokuristin



DGA-ZM-04-91-00

  
Siegfried Loos  
Leitender Auditor

General terms and conditions

Allgemeine Geschäftsbedingungen

No updating service is provided for this catalogue.  
For the latest details on our products, please go to  
**[www.lehmann-locks.com](http://www.lehmann-locks.com)**  
where you will find the information you require.



Dieser Katalog unterliegt keinem Änderungs-  
dienst. Aktuelle Informationen über unsere Pro-  
dukte finden Sie im Internet unter:

**[www.lehmann-locks.com](http://www.lehmann-locks.com)**

Bei Bedarf informieren Sie sich dort.